


# TERRE HAUTE BOYS & GIRLS CLUB RENOVATION

55 SOUTH BROWN AVENUE  
TERRE HAUTE, INDIANA



**TERRE HAUTE  
BOYS & GIRLS CLUB**

**TERRE HAUTE BOYS & GIRLS CLUB**

BOBBY MOORE, CHIEF EXECUTIVE OFFICER

**BOARD OF DIRECTORS**

DAVE FRIEDRICH, PRESIDENT



**SANDERS & ASSOCIATES INC.**

AMANDA JUKES, ARCHITECT

## ARCHITECTURAL NOTES:

1. ALL WORK SHALL BE IN ACCORDANCE WITH ALL APPLICABLE RULES AND REGULATIONS OF THE INDIANA STATE BUILDING COMMISSION AND ALL OTHER APPLICABLE STATE AND LOCAL RULES AND REGULATIONS. THE CONTRACTOR AND SUB CONTRACTORS SHALL PERFORM THEIR WORK IN SUCH A MANNER AS TO BE IN COMPLIANCE WITH ALL APPLICABLE RULES AND SHALL BRING ANY DISCREPANCIES OR CONFLICTS TO ANY RULES, PLANS, OR SPECIFICATIONS TO THE ATTENTION OF THE ARCHITECT.
2. DIMENSIONS ARE FROM FACE OF MASONRY OR STUDS TO THE FACE OF MASONRY OR STUDS. USE THE STRUCTURAL DIMENSIONS WHERE POSSIBLE. DO NOT SCALE THE DRAWINGS.
3. THE CONTRACTOR IS RESPONSIBLE FOR COMPLIANCE WITH ALL STATE AND LOCAL CODES AND THE PROTECTION OF PUBLIC STRUCTURES AND RIGHT OF WAYS. THE CONTRACTOR SHALL ALSO OBTAIN ALL LOCAL CONSTRUCTION & CONNECTION PERMITS THAT MAY BE REQUIRED FOR THE WORK.
4. THE CONTRACTOR IS TO VERIFY AND CHECK ALL DIMENSIONS, THE DRAWINGS AND SPECIFICATIONS BEFORE BEGINNING ANY WORK. ANY DISCREPANCIES OR ERRORS SHALL BE BROUGHT TO THE ATTENTION OF THE ARCHITECT.
5. ALL DRAWINGS, SPECIFICATIONS AND INFORMATION PREPARED BY SANDERS & ASSOCIATES, INC. (S&A, INC.) FOR THIS PROJECT ARE INSTRUMENTS OF SERVICE TO BE USED ONLY ON THIS PROJECT UNLESS OTHERWISE AUTHORIZED BY S&A, INC. ALL COMMON LAW, STATUTORY, COPYRIGHTS, AND OTHER RESERVED RIGHTS ARE TO BE RETAINED BY S&A, INC. FOR PROJECT DESIGN AND AS AUTHOR OF THESE DOCUMENTS. THE PROJECT OWNER MAY RETAIN COPIES OF S&A, INC. DRAWINGS FOR INFORMATION AND REFERENCE IN CONNECTION WITH THE OWNER'S USE AND OCCUPANCY OF THE PROJECT.
6. THE DOCUMENTS SHALL NOT BE USED BY THE OWNER OR OTHERS FOR OTHER PROJECTS, FOR COMPLETION OF THIS PROJECT, OR FOR ADDITIONS TO THIS PROJECT UNLESS APPROVED BY S&A, INC. CONTRACTORS, SUBCONTRACTORS, AND MATERIAL AND EQUIPMENT SUPPLIERS ARE GRANTED A LIMITED LICENSE TO USE AND REPRODUCE APPLICABLE PORTIONS OF THE DOCUMENTS PREPARED BY S&A, INC. FOR USE IN EXECUTION OF THEIR WORK IN CONNECTION WITH THIS PROJECT.
7. THESE PLANS ARE COPYRIGHTED AND ARE SUBJECT TO COPYRIGHT PROTECTION AS AN "ARCHITECTURAL WORK" UNDER SEC. 102 OF THE COPYRIGHT ACT, 17 U.S.O. AS AMENDED DECEMBER 1990 AND KNOWN AS ARCHITECTURAL WORKS COPYRIGHT PROTECTION ACT OF 1990. THE PROTECTION INCLUDES BUT NOT LIMITED TO THE OVERALL FORM AS WELL AS THE ARRANGEMENT AND COMPOSITION OF SPACES AND ELEMENTS OF THE DESIGN. UNDER SUCH PROTECTION, UNAUTHORIZED USE OF THESE PLANS, WORK OR HOME REPRESENTED, CAN LEGALLY RESULT IN THE CESSATION OF CONSTRUCTION OR BUILDINGS BEING SEIZED AND/ OR MONETARY COMPENSATION TO SANDERS AND ASSOCIATES.

## INDEX TO DRAWINGS :

T-1	TITLE SHEET
SP-1	EXISTING SITE PLAN
SP-2	NEW SITE PLAN
LS-1	LIFE SAFETY PLAN
D-1	EXISTING/DEMO PLAN
A-1	RENOVATION PLAN
A-2.1	STAGE PLAN & RAMP DETAILS
A-2.2	OFFICE & TEEN ROOM PLANS
A-2.3	CLASSROOM PLANS
A-3.1	EXTERIOR ELEVATIONS & WINDOW DETAILS
A-3.2	DOOR SCHEDULE & DETAILS
A-4.1	CLASSROOM SECTIONS
A-4.2	STAGE SECTIONS
A-5	ROOF FRAMING PLAN
A-6	REFLECTED CEILING PLAN
A-7.1	INTERIORS SCHEDULE & FINISH PLAN
A-7.2	TYP. INTERIOR ELEVATIONS
A-7.3	TEEN & OFFICE INTERIOR ELEVATIONS
A-7.4	SMART ROOM INTERIOR ELEVATIONS
A-7.5	CADETS ROOM INTERIOR ELEVATIONS
A-7.6	STEAM ROOM INTERIOR ELEVATIONS
A-7.7	JUNIORS ROOM INTERIOR ELEVATIONS
E-1	ELECTRICAL PLAN
E-2	LIGHTING PLAN
E-3	PANEL LAYOUTS
M-1	MECHANICAL PLAN
P-1	SANITARY PLAN & FIXTURE SCHEDULE
P-2	SUPPLY & ENLARGED PLANS

## SYMBOLS

	CONCRETE		TEST BORING
	CONCRETE BLOCK		DOORS
	BRICK		WINDOWS
	WOOD CROSS SECTION		WALL TYPES
	WOOD		REINFORCING BLOCKING IN WALLS 2 X 6'S OR LARGER
	STEEL		ELEVATION NO. ELEVATION
	RIGID INSULATION		DETAIL NO. DETAIL
	BATT INSULATION		SECTION NUMBER SHEET WHERE SECTION CAN BE FOUND
	GRAVEL FILL		ELEVATION NO. SHEET NO.
	EARTH		ELEVATION LINE
			REVISIONS

## BUILDING CODE SUMMARY

2012 INTERNATIONAL BUILDING CODE, AS AMENDED BY THE STATE OF INDIANA (APPLICABLE RULES ONLY)

BUILDING TYPE: II-A (NON-COMBUSTIBLE, PROTECTED)

OCCUPANCY TYPE: E (EDUCATION/DAYCARE)

FIRE & SMOKE ALARM SYSTEM TO MEET CURRENT STANDARDS PER NFPA

\*BUILDING IS FULLY SPRINKLERED.

\*SPRINKLER MODIFICATION DRAWINGS BY OTHERS.

EXISTING : 53,465 SQFT  
RENOVATION: 13,530 SQFT

PER TABLE 503 ALLOWABLE AREA: 26,500 SQFT. + AREA MODIFICATIONS

AREA MODIFICATION INCREASE: 46,375 SQFT

$A_a = [A_i + (A_r \times I_i) + (A_i \times I_r)]$


$A_a = [26,500 + (26,500 \times .75) + (26,500 \times 1)]$

FRONTAGE INCREASE: .75

$I_r = [F/P - 0.25] W/30$

$I_r = [1895/1895 - 0.25] 30/30$


REVISIONS	
NO.	DATE



CERTIFIED BY  
A. JUKES

DRAWN BY  
AJ / DC

CHECKED BY  
DS / AJ



PROJECT  
**TERRE HAUTE BOYS & GIRLS  
CLUB RENOVATION**  
55 SOUTH BROWN AVENUE

JOB NUMBER  
2303

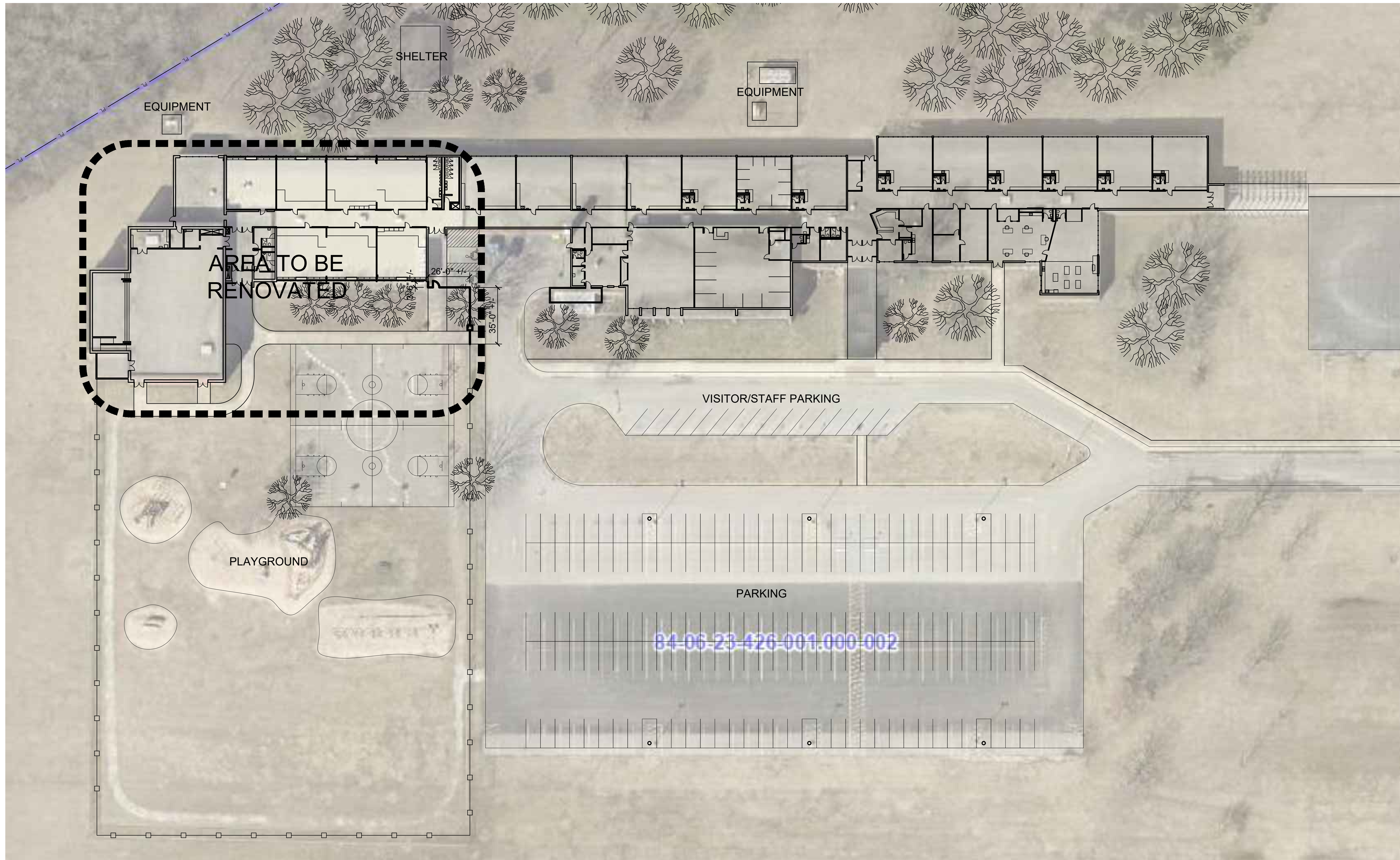
DATE  
03/25/2024

SCALE  
SEE SHEET

SHEET TITLE  
TITLE SHEET

SHEET NUMBER  
T-1

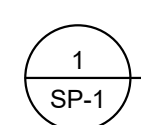
SHEET NUMBER  
T-1



**NOTE:**

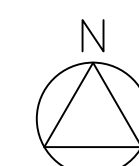
THE LOCATIONS OF EXISTING UNDERGROUND UTILITIES NEED TO BE FIELD VERIFIED PRIOR TO CONSTRUCTION.

CALL 2 WORKING DAYS BEFORE YOU DIG: 1-800-382-5544 (TOLL FREE)  
 PER INDIANA STATE LAW IC8-1-26, IT IS AGAINST THE LAW TO EXCAVATE WITHOUT NOTIFYING THE UNDERGROUND LOCATION SERVICE TWO (2) WORKING DAYS BEFORE COMMENCING WORK.



EXISTING SITE PLAN

SCALE: 1" = 30'




NOTE: THIS DRAWING IS NOT INTENDED AS A LEGAL SURVEY


**SITE CONSTRUCTION NOTES:**

-RELOCATE/INSTALL NEW 6FT TALL CHAIN-LINK FENCING AND GATES AS INDICATED.

REVISIONS	
NO.	DATE



CERTIFIED BY  
A. JUKES  
 DRAWN BY  
AJ / DC  
 CHECKED BY  
DS / AJ



PROJECT  
**TERRE HAUTE BOYS & GIRLS  
 CLUB RENOVATION**  
 55 SOUTH BROWN AVENUE

JOB NUMBER  
2303

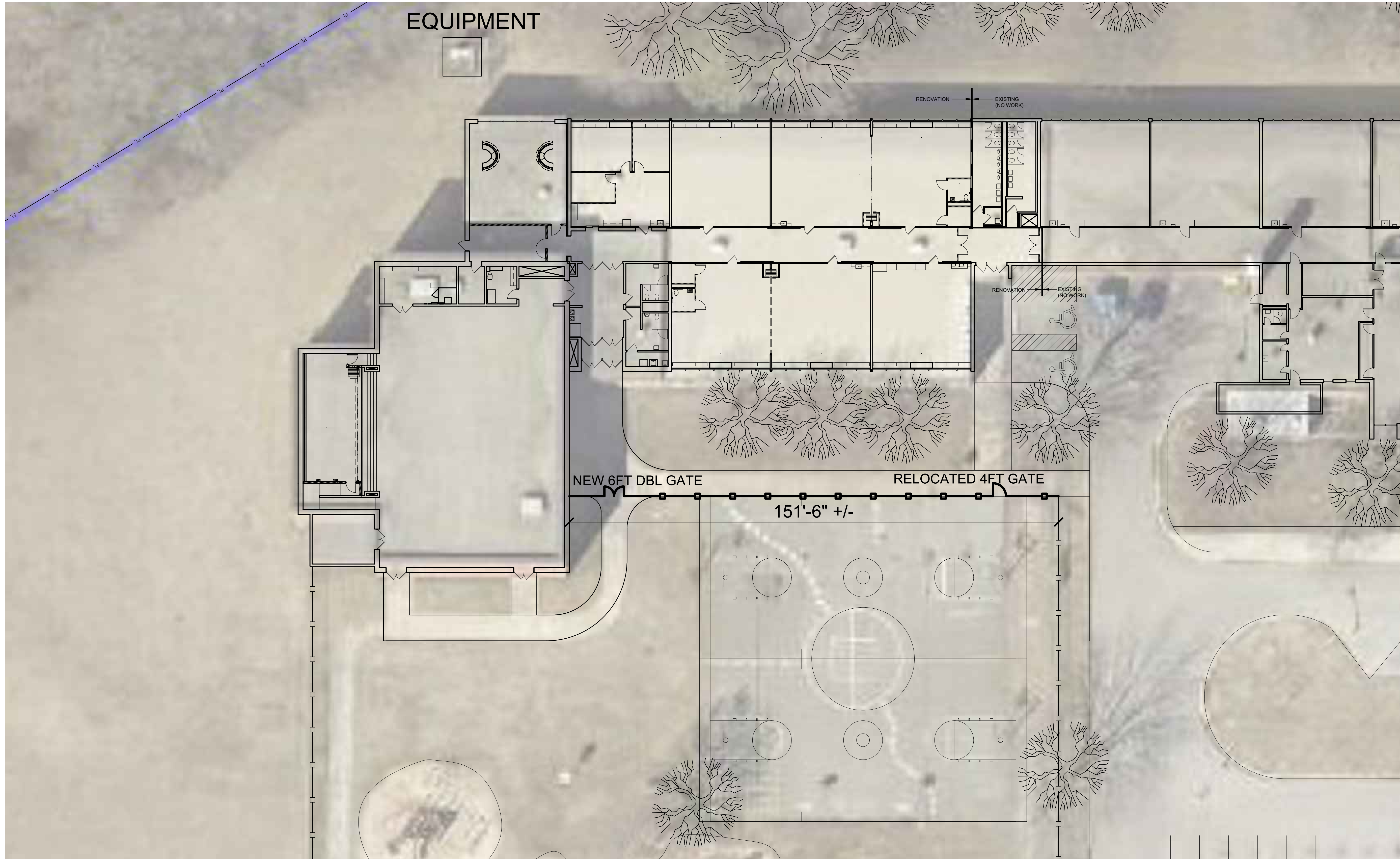
DATE  
03/25/2024

SCALE  
1" = 30'-0"

SHEET TITLE  
EXISTING  
SITE PLAN

SHEET NUMBER

**SP-1**



EQUIPMENT

RENOVATION EXISTING (NO WORK)

RENOVATION EXISTING (NO WORK)

NEW 6FT DBL GATE

RELOCATED 4FT GATE

151'-6" +/-

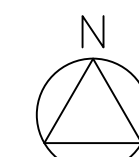


**NOTE:**

THE LOCATIONS OF EXISTING UNDERGROUND UTILITIES NEED TO BE FIELD VERIFIED PRIOR TO CONSTRUCTION.

CALL 2 WORKING DAYS BEFORE YOU DIG: 1-800-382-5544 (TOLL FREE)  
 PER INDIANA STATE LAW IC8-1-26, IT IS AGAINST THE LAW TO EXCAVATE WITHOUT NOTIFYING THE UNDERGROUND LOCATION SERVICE TWO (2) WORKING DAYS BEFORE COMMENCING WORK.

1 NEW SITE PLAN  
 SP-2 SCALE: 1" = 15'-0"



NOTE: THIS DRAWING IS NOT INTENDED AS A LEGAL SURVEY

**SITE CONSTRUCTION NOTES:**

-RELOCATE/INSTALL NEW 6FT TALL CHAIN-LINK FENCING AND GATES AS INDICATED.

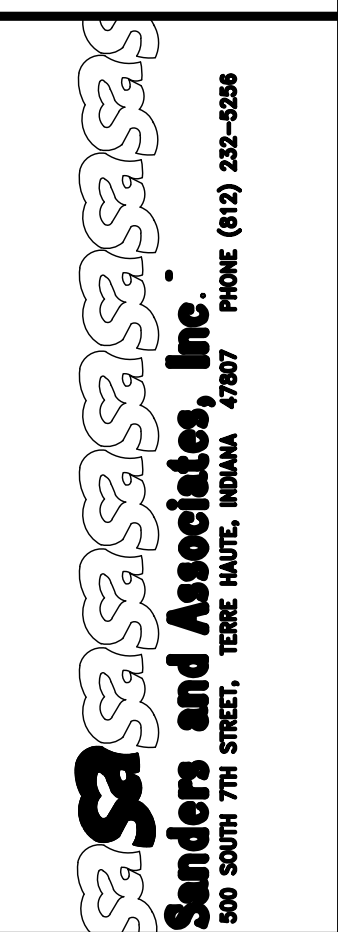
REVISIONS	
NO.	DATE



CERTIFIED BY  
A. JUKES

DRAWN BY  
AJ / DC

CHECKED BY  
DS / AJ



PROJECT  
**TERRE HAUTE BOYS & GIRLS  
 CLUB RENOVATION**  
**55 SOUTH BROWN AVENUE**

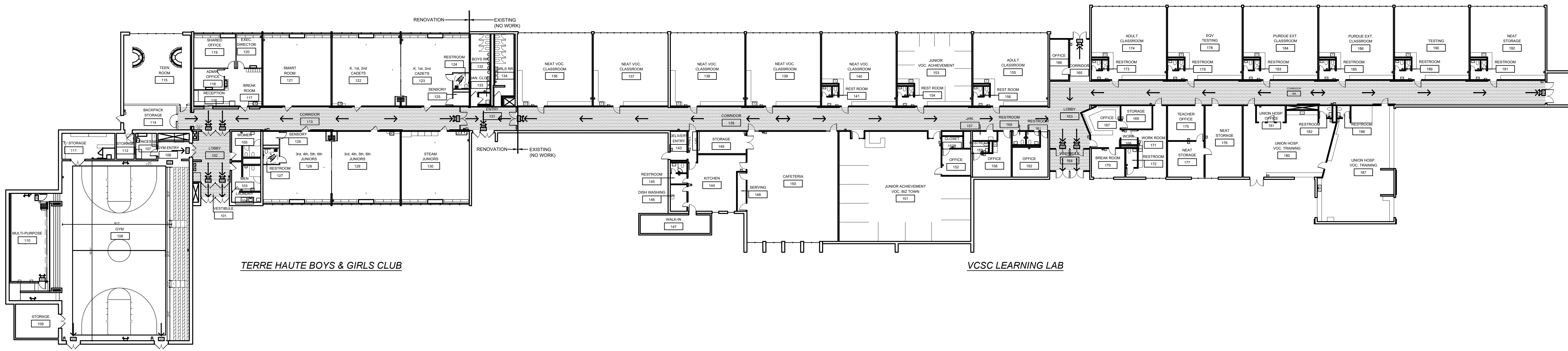
JOB NUMBER  
2303

DATE  
03/25/2024

SCALE  
1" = 15'-0"

SHEET TITLE  
NEW SITE PLAN

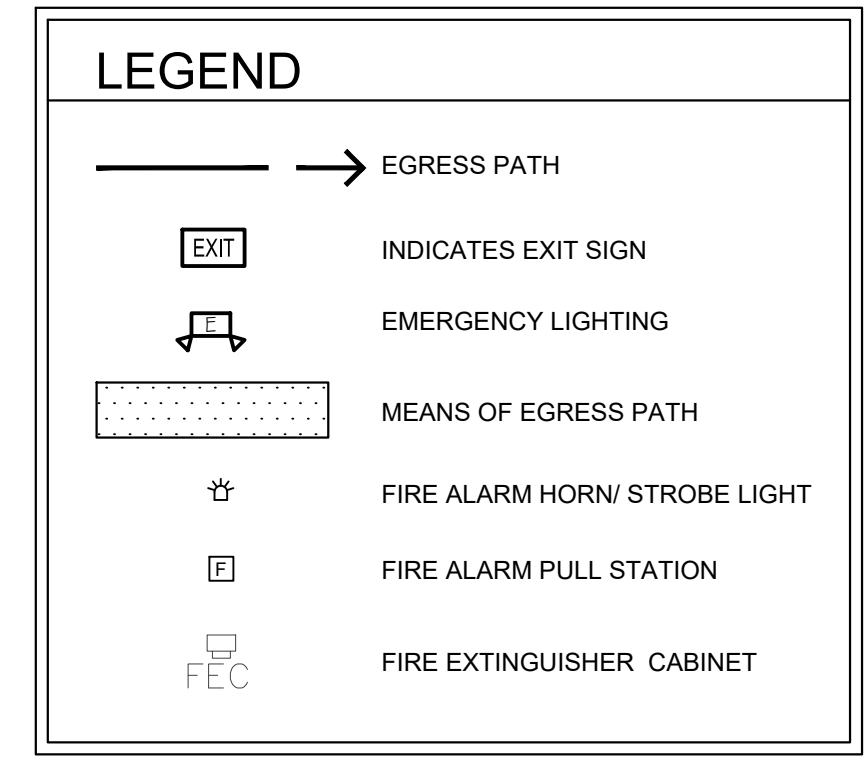
SHEET NUMBER  
**SP-2**



TERRE HAUTE BOYS & GIRLS CLUB

VCSC LEARNING LAB

1  
LS-1  
LIFE SAFETY PLAN  
SCALE: N.T.S.  
NOTE: BUILDING IS SPRINKLERED



**EGRESS NOTES**

**EXIT SIGNS:** ALL MEANS OF EGRESS SHALL BE INDICATED WITH SIGNS READING "EXIT", VISIBLE FROM THE EXIT ACCESS AND, SUPPLEMENTED BY DIRECTIONAL SIGNS IN THE EXIT ACCESS CORRIDORS INDICATING THE DIRECTION AND WAY OF EGRESS. ALL "EXIT" SIGNS SHALL BE LOCATED AT EXIT DOORS OR EXIT ACCESS AREAS, SO AS TO BE READILY VISIBLE. SIGN PLACEMENT SHALL BE SUCH THAT ANY POINT IN THE EXIT ACCESS SHALL NOT BE MORE THAN 100 FEET FROM THE NEAREST VISIBLE SIGN. "EXIT" SIGNS SHALL HAVE LETTERS AT LEAST 6" HIGH AND THE MINIMUM WIDTH OF EACH STROKE SHALL BE 3/4" ON A WHITE BACKGROUND OR IN OTHER APPROVED DISTINGUISHABLE COLORS. THE WORD "EXIT" EXCEPT THE LETTER I, SHALL HAVE LETTERS HAVING A WIDTH OF NOT LESS THAN 2 INCHES AND THE MINIMUM SPACING BETWEEN LETTERS SHALL NOT BE LESS THAN 3/8". EACH SHALL BE ILLUMINATED BY A SOURCE PROVIDING NOT LESS THAN 5 FOOTCANDLES AT THE ILLUMINATED SURFACE AND SHALL HAVE A CONTRAST RATIO OF NOT LESS THAN 0.5. THE "EXIT" SIGN SHALL BE ILLUMINATED AT ALL TIMES, TO ASSURE CONTINUED ILLUMINATION FOR A DURATION OF NOT LESS THAN 1 HOUR IN CASE OF PRIMARY POWER LOSS, THE "EXIT" SIGN SHALL BE CONNECTED TO AN EMERGENCY ELECTRICAL SYSTEM.

**EGRESS LIGHTING:** ALL MEANS OF EGRESS SHALL BE EQUIPPED WITH ARTIFICIAL LIGHTING TO INCLUDE ACCESS CORRIDORS, STAIRS AND EXTERIOR EXIT DISCHARGE. THE INTENSITY OF LIGHTING AT FLOOR LEVEL SHALL NOT BE LESS THAN 1 FOOTCANDLE. THE MINIMUM LIGHTING IN THE SANCTUARY AISLES SHALL BE .2 FOOTCANDLES. THE MEANS OF EGRESS LIGHTING SHALL BE CONNECTED TO AN EMERGENCY ELECTRICAL SYSTEM THAT WILL ASSURE CONTINUED ILLUMINATION FOR A DURATION OF NOT LESS THAN ONE HOUR IN CASE OF EMERGENCY OR PRIMARY POWER LOSS.

**ADA EGRESS DOORS:** ALL MEANS OF EGRESS SHALL BE EQUIPPED WITH DOORS, FRAMES AND HARDWARE THAT COMPLY WITH THE AMERICAN WITH DISABILITIES ACT WITHOUT EXCEPTION.

**LABEL EGRESS DOORS:** ALL MEANS OF EGRESS SHALL BE EQUIPPED WITH LABEL FIRE RATED ASSEMBLIES WITH CLOSERS. DOORS AND FRAMES SHALL BE LABELED OR PROVIDE OTHER APPROVED IDENTIFICATION SHOWING THE NAME OF THE MANUFACTURER AND THE FIRE PROTECTION RATING (SEE DOOR SCHEDULE).

OCCUPANT LOAD				
NO.	ROOM NAME	SQFT	PER PERSON	CAPACITY
101	VESTIBULE	77	0	0
102	LOBBY	372	10	37
103	MEN	156	0	0
104	LAUNDRY	58	100	0
105	WOMEN	156	0	0
106	GYM ENTRY	111	10	11
107	CONCESSION	109	100	1
108	GYM - FIXED BLEACHERS	168" PER PERSON		196
	GYM - FLOOR	3965	50	79
109	STORAGE	234	300	0
110	MULTI-PURPOSE	685	20	34
111	I.T./ STORAGE	231	300	0
112	STORAGE	93	300	0
113	CORRIDOR	1323	0	0
114	BACK PACK STORAGE	259	300	0
115	TEEN ROOM	940	20	47
116	RECEPTION	100	100	1
117	BREAK ROOM	275	50	5
118	ADMIN OFFICE	125	100	1
119	SHARED OFFICE	287	100	2
120	EXECUTIVE DIRECTOR	175	100	1
121	SMART ROOM	937	20	46
122	K, 1st, 2nd CADETS	927	20	46
123	K, 1st, 2nd CADETS	812	20	40
124	RESTROOM	50	0	0
125	SENSORY ROOM	43	40	1
126	SENSORY ROOM	43	40	1
127	RESTROOM	50	0	0
128	3rd, 4th, 5th, 6th JUNIORS	812	20	40
129	3rd, 4th, 5th, 6th JUNIORS	927	20	46
130	STEAM ROOM	937	20	46
BOYS & GIRLS CLUB SUB-TOTAL				687

OCCUPANT LOAD				
NO.	ROOM NAME	SQFT	PER PERSON	CAPACITY
131	ENTRY	267	0	0
132	BOYS RESTROOM	238	0	0
133	JAN. CLOS.	26	300	0
134	GIRLS RESTROOM	241	0	0
135	CORRIDOR	2495	0	0
136	NEAT VOC. CLASSROOM	1007	50	20
137	NEAT VOC. CLASSROOM	1007	50	20
138	NEAT VOC. CLASSROOM	1007	50	20
139	NEAT VOC. CLASSROOM	1004	50	20
140	NEAT VOC. CLASSROOM	935	50	18
141	RESTROOM	66	0	0
142	HALL	55	0	0
143	DELIVERY ENTRY	97	200	0
144	KITCHEN	571	200	2
145	RESTROOM	71	0	0
146	DISHWASHING	91	200	0
147	WALK-IN	262	200	1
148	SERVING	70	200	0
149	STORAGE	218	300	0
150	CAFETERIA	2024	15	134
151	JUNIOR ACHIEVEMENT BIZ TOWN	2620	50	52
152	OFFICE	154	100	1
152 B	CLOSET	50	300	0
153	JUNIOR ACHIEVEMENT	935	50	18
154	RESTROOM	66	0	0
155	ADULT CLASSROOM	943	20	47
156	RESTROOM	66	0	0
157	JANITOR CLOSET	46	300	0
158	OFFICE	257	100	2
159	RESTROOM	37	0	0
160	RESTROOM	36	0	0
161	RESTROOM	36	0	0
SUB-TOTAL				345

OCCUPANT LOAD				
NO.	ROOM NAME	SQFT	PER PERSON	CAPACITY
162	OFFICE	240	100	2
163	LOBBY	521	10	52
164	VESTIBULE	174	0	0
165	CORRIDOR	156	0	0
166	OFFICE	169	100	1
167	OFFICE	272	100	2
168	WORK	50	100	0
169	STORAGE	147	300	0
170	BREAK ROOM	200	100	2
171	WORK ROOM	360	100	3
172	RESTROOM	44	0	0
173	RESTROOM	66	0	0
174	ADULT CLASSROOM	973	20	48
175	TEACHER	258	100	2
176	NEAT STORAGE	535	300	2
177	NEAT STORAGE	263	300	0
178	EQV TESTING	935	20	46
179	RESTROOM	66	0	0
180	UNION HOSPITAL VOC. TRAINING	1077	50	21
181	UNION HOSPITAL OFFICE	96	100	0
182	RESTROOM	32	0	0
183	RESTROOM	66	0	0
184	PURDUE EXTENSION CLASSROOM	935	20	46
185	RESTROOM	66	0	0
186	PURDUE EXTENSION CLASSROOM	935	20	46
187	UNION HOSPITAL VOC. TRAINING	1305	50	26
188	RESTROOM	32	0	0
189	RESTROOM	66	0	0
190	TESTING	935	20	46
191	RESTROOM	66	0	0
192	NEAT STORAGE	943	300	0
SUB-TOTAL				572

BOYS & GIRLS CLUB SUB-TOTAL				687
SUB-TOTAL				345
SUB-TOTAL				572
TOTAL OCCUPANT LOAD				1604

REVISIONS

NO.	DATE

AMANDA JEAN RAYMOND JUKES  
REGISTERED ARCHITECT  
No. 12100223  
STATE OF INDIANA  
ARCHITECT  
Amanda Jukes

CERTIFIED BY  
A. JUKES

DRAWN BY  
AJ / DC

CHECKED BY  
DS / AJ

**Sanders and Associates, Inc.**  
400 SOUTH 7TH STREET, TERRE HAUTE, INDIANA 47607 PHONE (812) 232-0206

PROJECT  
**TERRE HAUTE BOYS & GIRLS CLUB RENOVATION**  
**55 SOUTH BROWN AVENUE**

JOB NUMBER  
2303

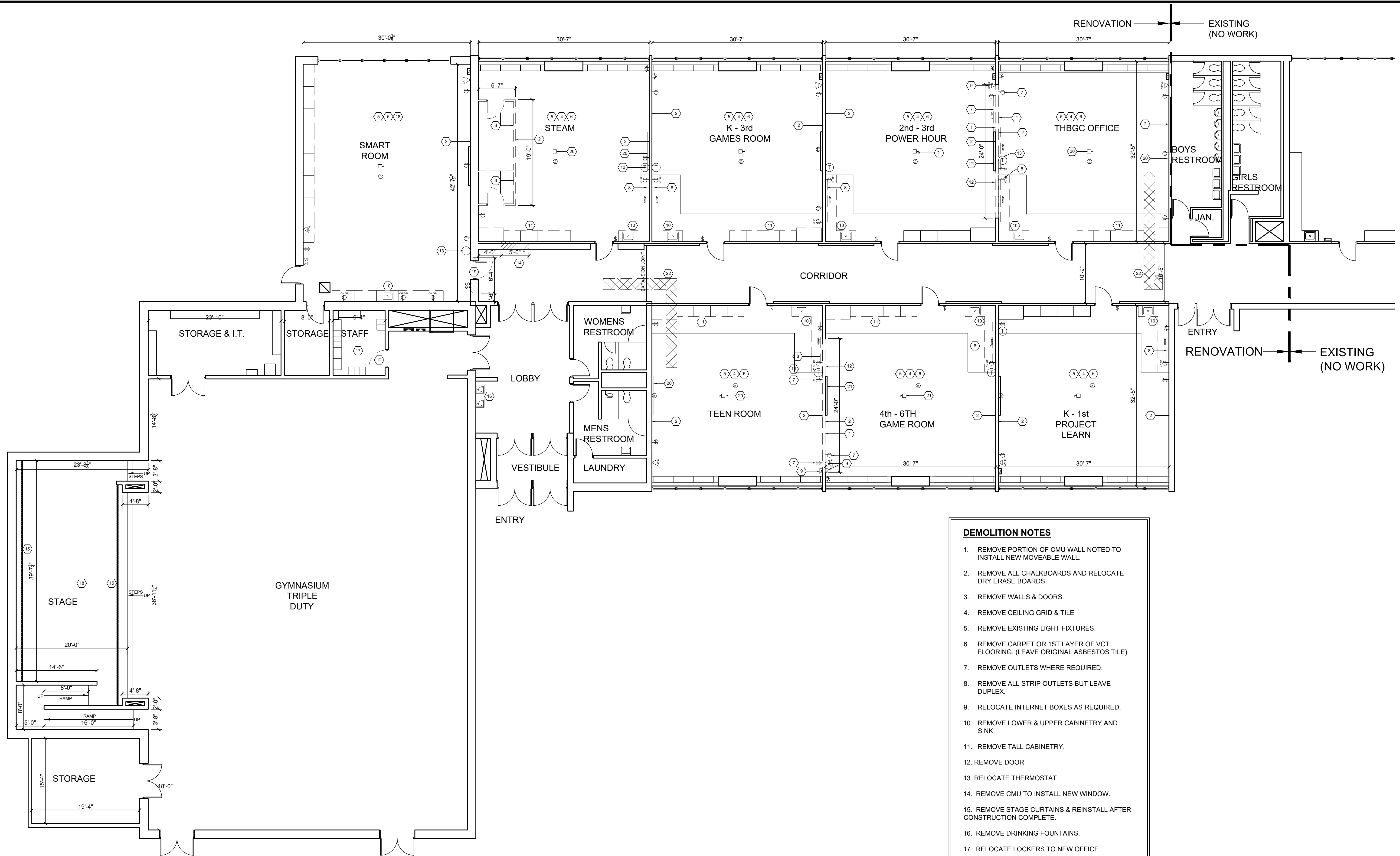
DATE  
03/25/2024

SCALE  
1/8" = 1'-0"

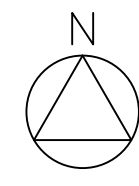
SHEET TITLE  
LIFE SAFETY PLAN

SHEET NUMBER  
**LS-1**

COPYRIGHT 2024




1 EXISTING/ DEMOLITION FLOOR PLAN  
 D-1 SCALE: 1/8" = 1'-0"



- DEMOLITION NOTES**
- REMOVE PORTION OF CMU WALL NOTED TO INSTALL NEW MOVEABLE WALL.
  - REMOVE ALL CHALKBOARDS AND RELOCATE DRY ERASE BOARDS.
  - REMOVE WALLS & DOORS.
  - REMOVE CEILING GRID & TILE
  - REMOVE EXISTING LIGHT FIXTURES.
  - REMOVE CARPET OR 1ST LAYER OF VCT FLOORING. (LEAVE ORIGINAL ASBESTOS TILE)
  - REMOVE OUTLETS WHERE REQUIRED.
  - REMOVE ALL STRIP OUTLETS BUT LEAVE DUPLEX.
  - RELOCATE INTERNET BOXES AS REQUIRED.
  - REMOVE LOWER & UPPER CABINETY AND SINK.
  - REMOVE TALL CABINETY.
  - REMOVE DOOR
  - RELOCATE THERMOSTAT.
  - REMOVE CMU TO INSTALL NEW WINDOW.
  - REMOVE STAGE CURTAINS & REINSTALL AFTER CONSTRUCTION COMPLETE.
  - REMOVE DRINKING FOUNTAINS.
  - RELOCATE LOCKERS TO NEW OFFICE.
  - MODIFY CEILING TILE & GRID.
  - REMOVE CMU & DOOR TO INSTALL NEW CASED OPENING.
  - REMOVE OVERHEAD PROJECTOR AND SCREEN.
  - ROTATE PROJECTOR 180° AND RELOCATE SCREEN.
  - CUT FLOOR TO INSTALL NEW SANITARY PIPE. REMOVE AREA OF ASBESTOS FLOORING PRIOR TO SAW CUTTING.

REVISIONS	
NO.	DATE



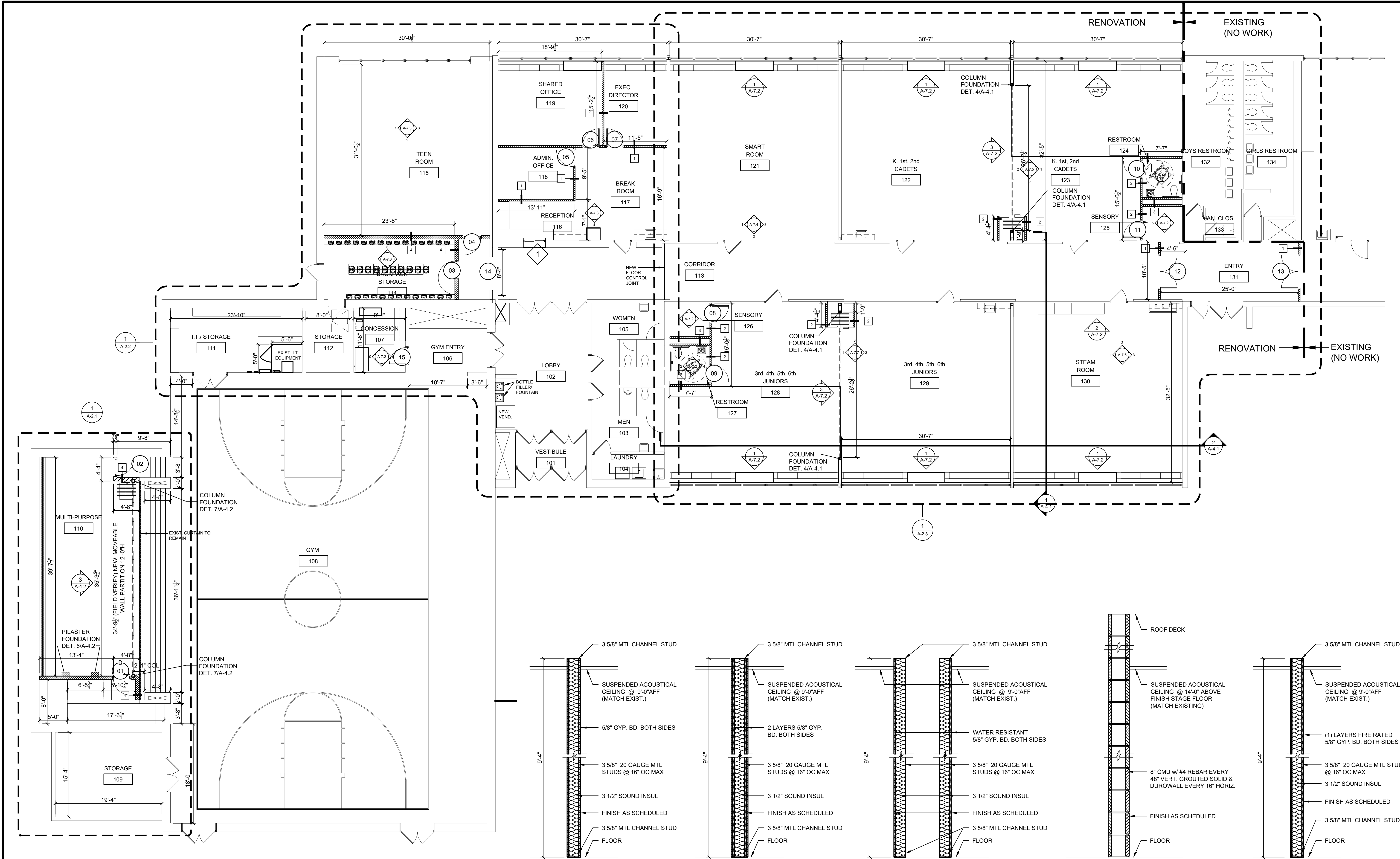
CERTIFIED BY  
A. JUKES  
 DRAWN BY  
AJ / DC  
 CHECKED BY  
DS / AJ

**Sanders and Associates, Inc.**  
 400 SOUTH 7TH STREET, TERRE HAUTE, INDIANA 47607 PHONE (812) 232-0505

PROJECT  
**TERRE HAUTE BOYS & GIRLS  
 CLUB RENOVATION  
 55 SOUTH BROWN AVENUE**

JOB NUMBER  
2303  
 DATE  
03/25/2024  
 SCALE  
1/8" = 1'-0"  
 SHEET TITLE  
EXISTING/  
DEMILITION  
FLOOR PLAN

SHEET NUMBER  
**D-1**



1 RENOVATION FLOOR PLAN  
SCALE: 1/8" = 1'-0"

1 INTERIOR WALL

2 INTERIOR WALL


3 INTERIOR WALL

4 INTERIOR WALL

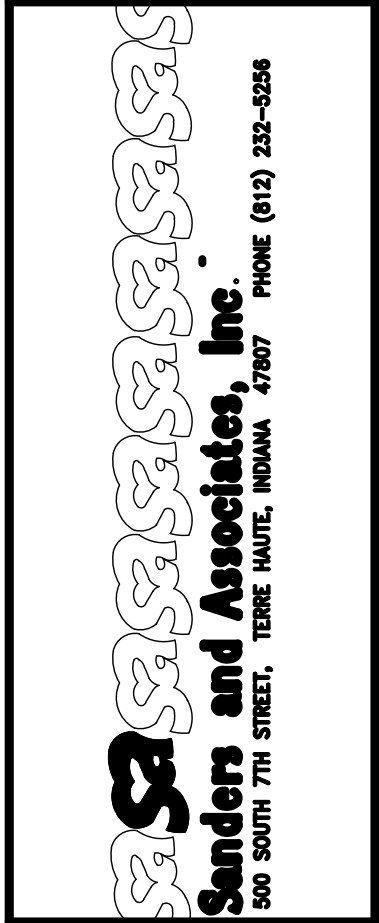
5 INTERIOR WALL

2 NEW INTERIOR WALL TYPES  
SCALE: 3/4" = 1'-0"

REVISIONS	
NO.	DATE



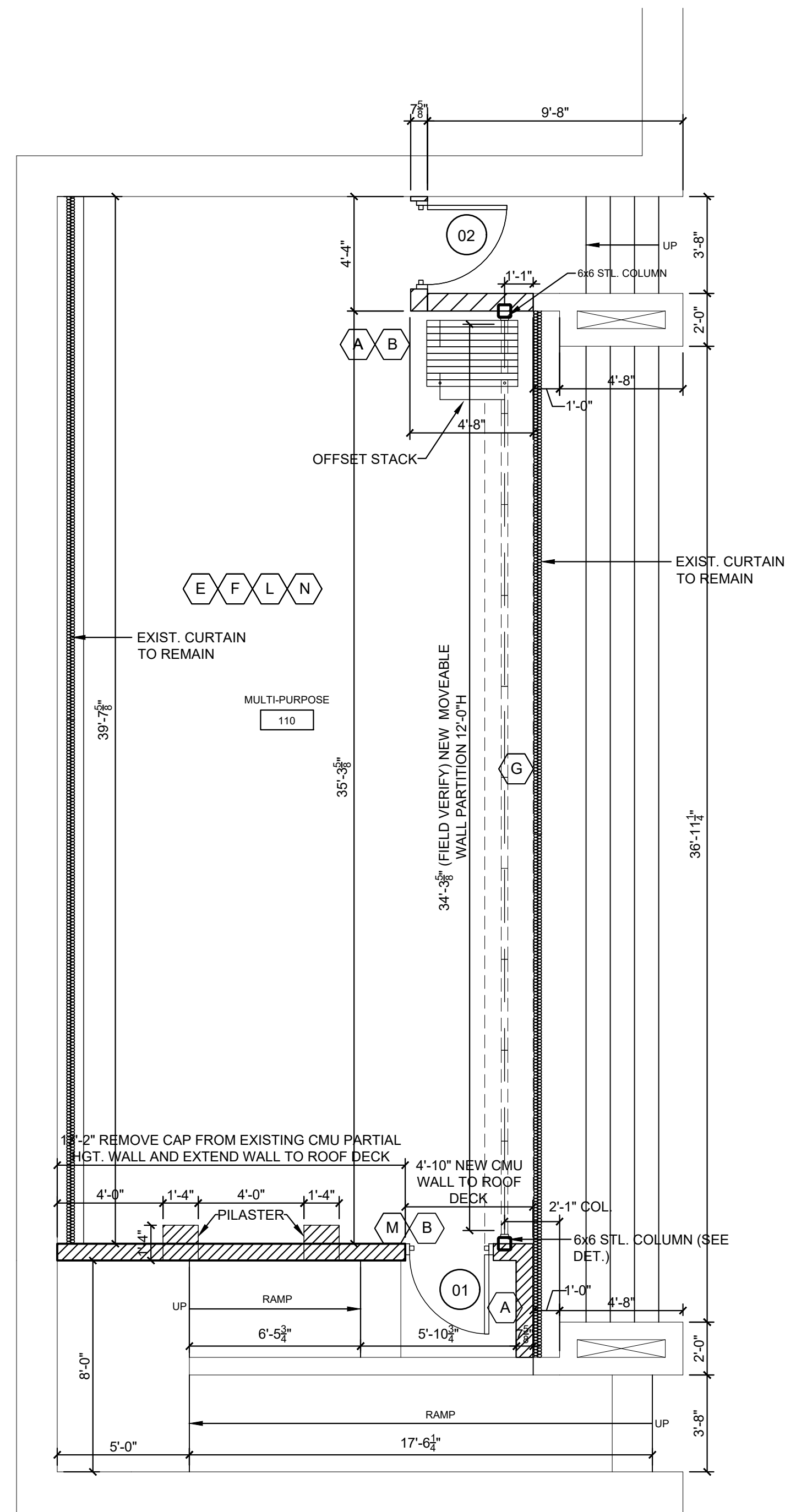
CERTIFIED BY  
A. JUKES  
DRAWN BY  
AJ / DC  
CHECKED BY  
DS / AJ



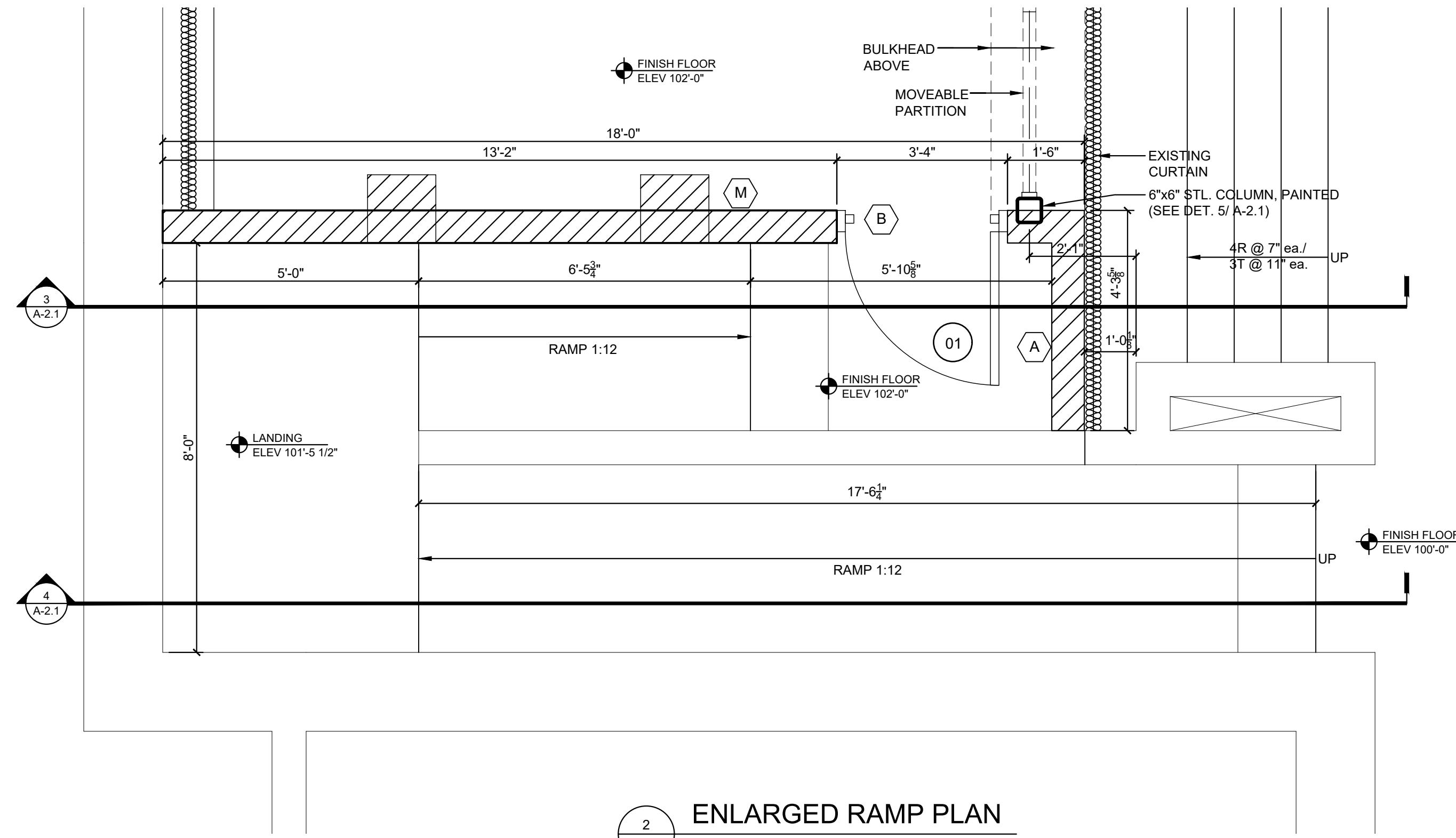
PROJECT  
**TERRE HAUTE BOYS & GIRLS  
CLUB RENOVATION**  
55 SOUTH BROWN AVENUE

JOB NUMBER  
2303  
DATE  
03/25/2024  
SCALE  
1/8" = 1'-0"  
SHEET TITLE  
RENOVATION FLOOR PLAN & INTERIOR WALL TYPES

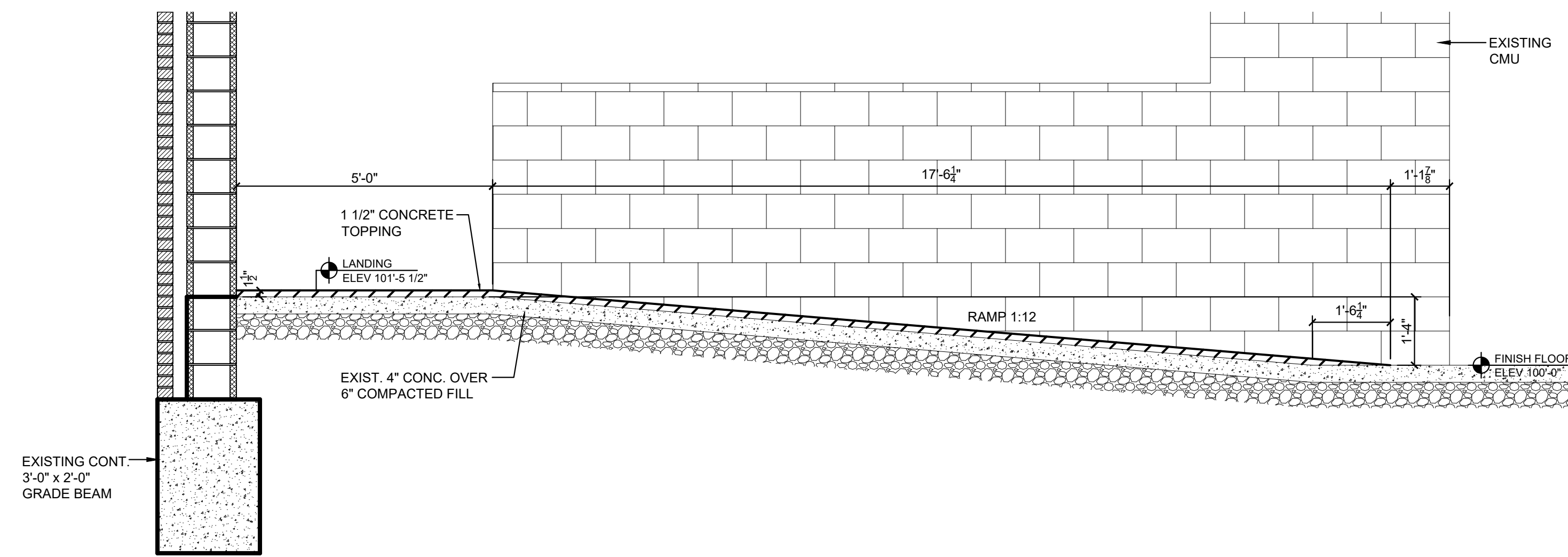
SHEET NUMBER  
**A-1**



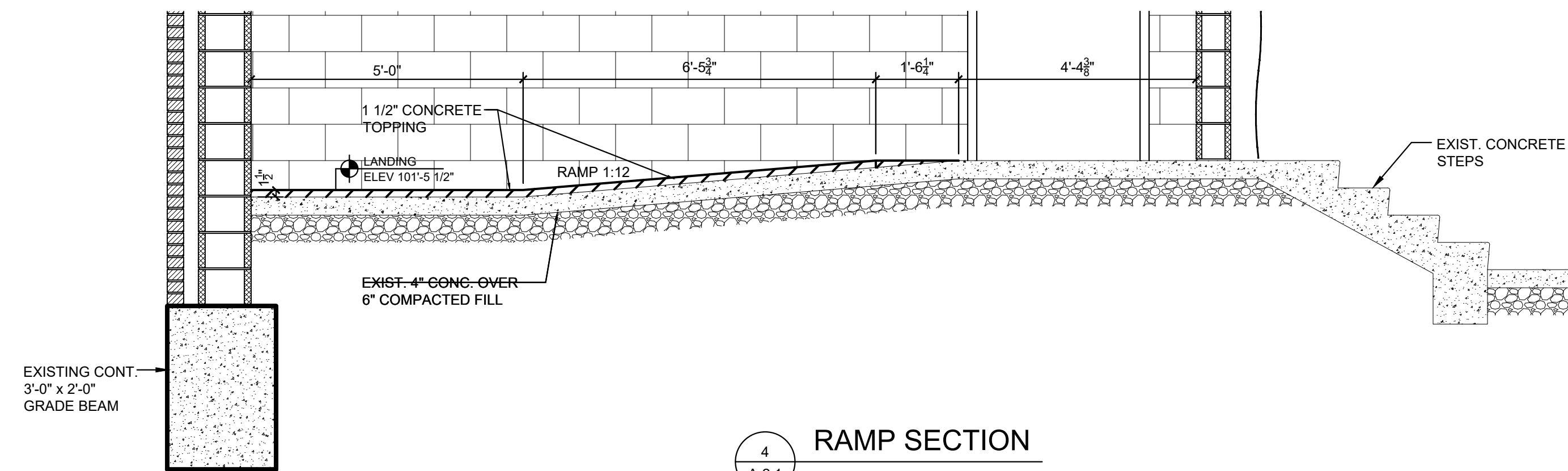
1 ENLARGED STAGE PLAN  
SCALE: 1/4" = 1'-0"



2 ENLARGED RAMP PLAN  
SCALE: 1/2" = 1'-0"



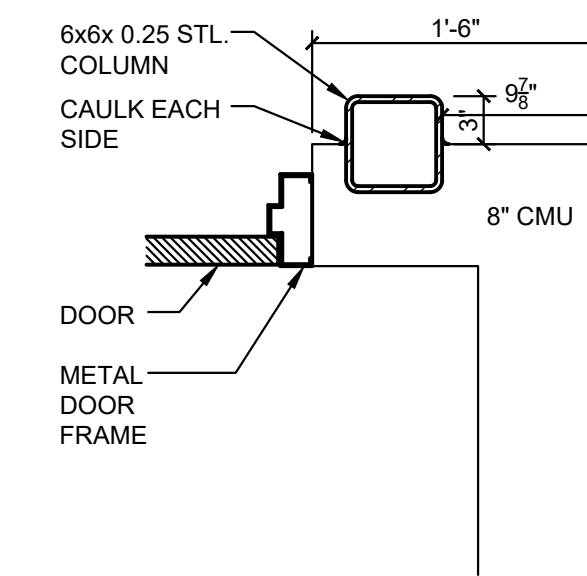
3 RAMP SECTION  
SCALE: 1/2" = 1'-0"



4 RAMP SECTION  
SCALE: 1/2" = 1'-0"

- ### RENOVATION NOTES
- A. NEW WALL/ WALLS AS INDICATED
  - B. NEW DOOR
  - C. NEW FLOORING
  - D. NEW CEILING TILE & GRID
  - E. NEW WALL PAINT
  - F. NEW WALL BASE
  - G. NEW MOVEABLE WALL
  - H. EXISTING CABINETS TO BE RE-USED, NEW CABINET DOORS & HARDWARE.
  - I. INSTALL NEW DOORS ON EXISTING EXTERIOR WALL STORAGE
  - J. NEW WALL HUNG LAVATORY (INSTALL WHERE EXIST. SINK IS REMOVED)
  - K. NEW WINDOW COVERINGS
  - L. ADJUST EXIST. CLG. TILE & GRID & LIGHTS
  - M. REMOVE CAP OF EXISTING PARTIAL HEIGHT WALL. ADD ADDITIONAL CMU AS INDICATED AND BUILD WALL TO ROOF DECK.
  - N. MODIFY FIRE SPRINKLER SYSTEM AS NEEDED.

\* SEE ROOM FINISH SCHEDULE FOR ALL INTERIOR FINISHES.



5 DETAIL  
SCALE: 1" = 1'-0"

REVISIONS	
NO.	DATE



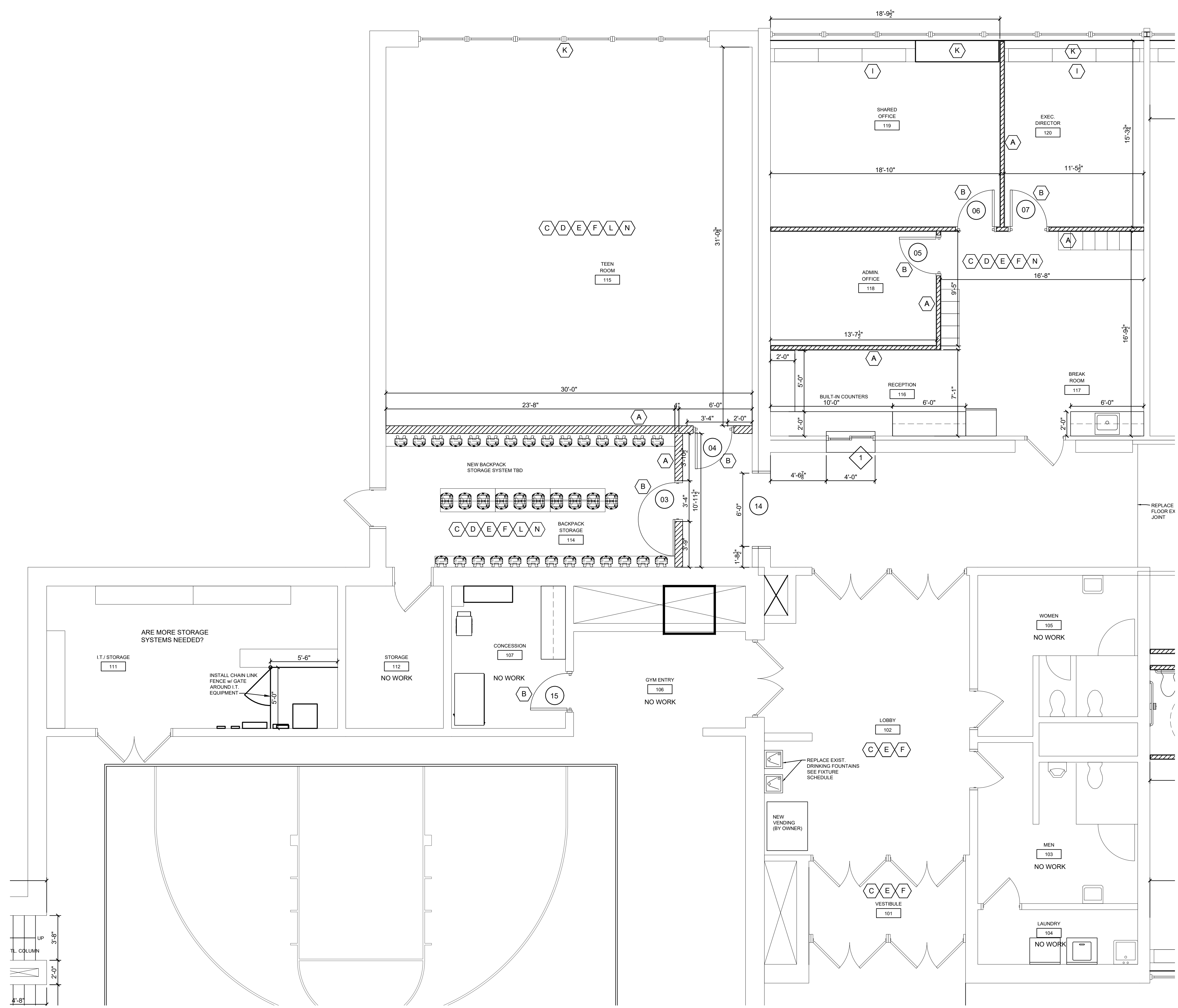
CERTIFIED BY  
A. JUKES  
DRAWN BY  
AJ / DC  
CHECKED BY  
DS / AJ

**Sanders and Associates, Inc.**  
400 SOUTH 7TH STREET, TERRE HAUTE, INDIANA 47607 PHONE (812) 233-0505

PROJECT  
**TERRE HAUTE BOYS & GIRLS CLUB RENOVATION**  
55 SOUTH BROWN AVENUE

JOB NUMBER  
2303  
DATE  
03/25/2024  
SCALE  
SEE SHEET  
SHEET TITLE  
STAGE PLAN & RAMP DETAILS

SHEET NUMBER  
**A-2.1**



### RENOVATION NOTES

- A. NEW WALL/ WALLS AS INDICATED
- B. NEW DOOR
- C. NEW FLOORING
- D. NEW CEILING TILE & GRID
- E. NEW WALL PAINT
- F. NEW WALL BASE
- G. NEW MOVEABLE WALL
- H. EXISTING CABINETS TO BE RE-USED, NEW CABINET DOORS & HARDWARE.
- I. INSTALL NEW DOORS ON EXISTING EXTERIOR WALL STORAGE
- J. NEW WALL HUNG LAVATORY (INSTALL WHERE EXIST. SINK IS REMOVED)
- K. NEW WINDOW COVERINGS
- L. ADJUST EXIST. CLG. TILE & GRID & LIGHTS
- M. REMOVE CAP OF EXISTING PARTIAL HEIGHT WALL. ADD ADDITIONAL CMU AS INDICATED AND BUILD WALL TO ROOF DECK.
- N. MODIFY FIRE SPRINKLER SYSTEM AS NEEDED.

\* SEE ROOM FINISH SCHEDULE FOR ALL INTERIOR FINISHES.

REVISIONS	
NO.	DATE

*Amanda Jukes*

**CERTIFIED BY**  
A. JUKES

**DRAWN BY**  
AJ / DC

**CHECKED BY**  
DS / AJ

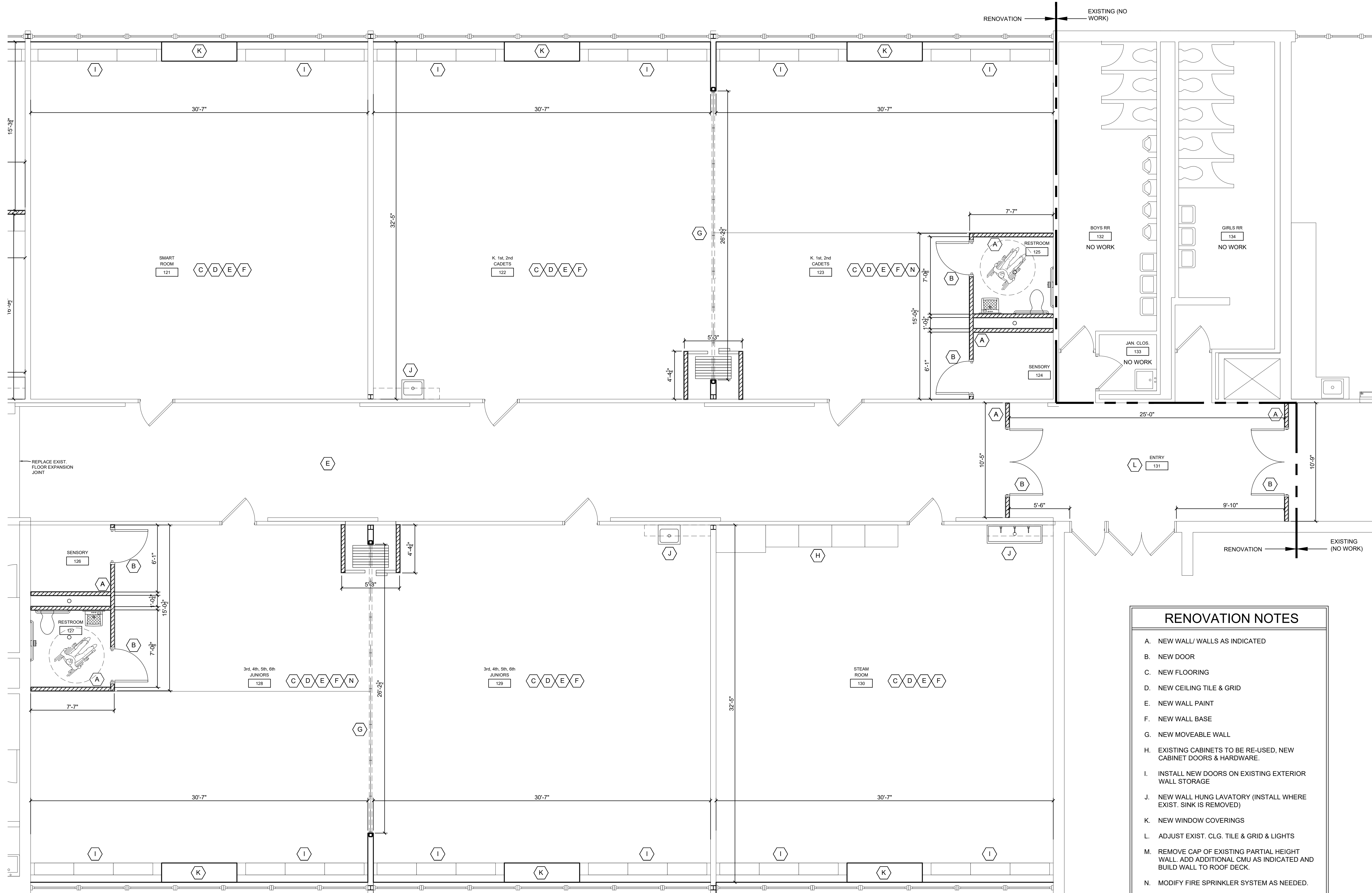
**Sanders and Associates, Inc.**  
400 SOUTH 7TH STREET, TERRE HAUTE, INDIANA 47607 PHONE (812) 232-0505

**PROJECT**  
**TERRE HAUTE BOYS & GIRLS CLUB RENOVATION**  
**55 SOUTH BROWN AVENUE**

JOB NUMBER	2303
DATE	03/25/2024
SCALE	1/4" = 1'-0"
SHEET TITLE	OFFICE & TEEN ROOM PLANS
SHEET NUMBER	<b>A-2.2</b>

1 ENLARGED LOBBY, STORAGE, TEEN ROOM, OFFICE PLANS  
 A-2.2 SCALE: 1/4" = 1'-0"






- RENOVATION NOTES**
- A. NEW WALL/ WALLS AS INDICATED
  - B. NEW DOOR
  - C. NEW FLOORING
  - D. NEW CEILING TILE & GRID
  - E. NEW WALL PAINT
  - F. NEW WALL BASE
  - G. NEW MOVEABLE WALL
  - H. EXISTING CABINETS TO BE RE-USED, NEW CABINET DOORS & HARDWARE.
  - I. INSTALL NEW DOORS ON EXISTING EXTERIOR WALL STORAGE
  - J. NEW WALL HUNG LAVATORY (INSTALL WHERE EXIST. SINK IS REMOVED)
  - K. NEW WINDOW COVERINGS
  - L. ADJUST EXIST. CLG. TILE & GRID & LIGHTS
  - M. REMOVE CAP OF EXISTING PARTIAL HEIGHT WALL. ADD ADDITIONAL CMU AS INDICATED AND BUILD WALL TO ROOF DECK.
  - N. MODIFY FIRE SPRINKLER SYSTEM AS NEEDED.

**ENLARGED CLASSROOM PLANS**

SCALE: 1/4" = 1'-0"


REVISIONS	
NO.	DATE



CERTIFIED BY  
A. JUKES

DRAWN BY  
AJ / DC

CHECKED BY  
DS / AJ



**PROJECT**  
**TERRE HAUTE BOYS & GIRLS**  
**CLUB RENOVATION**  
**55 SOUTH BROWN AVENUE**

JOB NUMBER  
2303

DATE  
03/25/2024


SCALE  
1/4" = 1'-0"

SHEET TITLE  
ENLARGED CLASSROOM PLANS

SHEET NUMBER  
A-2.3

\* SEE ROOM FINISH SCHEDULE FOR ALL INTERIOR FINISHES.

REVISIONS	
NO.	DATE



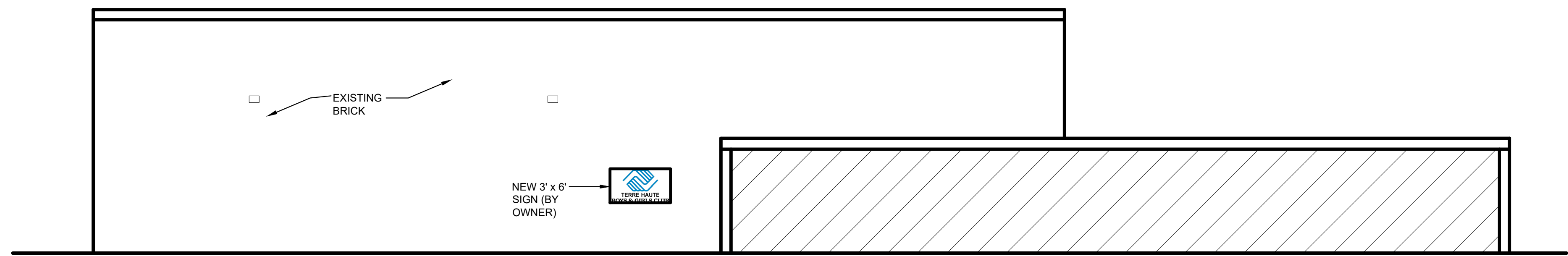
CERTIFIED BY  
A. JUKES  
DRAWN BY  
AJ / DC  
CHECKED BY  
DS / AJ

**Sanders and Associates, Inc.**  
400 SOUTH 7TH STREET, TERRE HAUTE, INDIANA 47607 PHONE (812) 232-0208

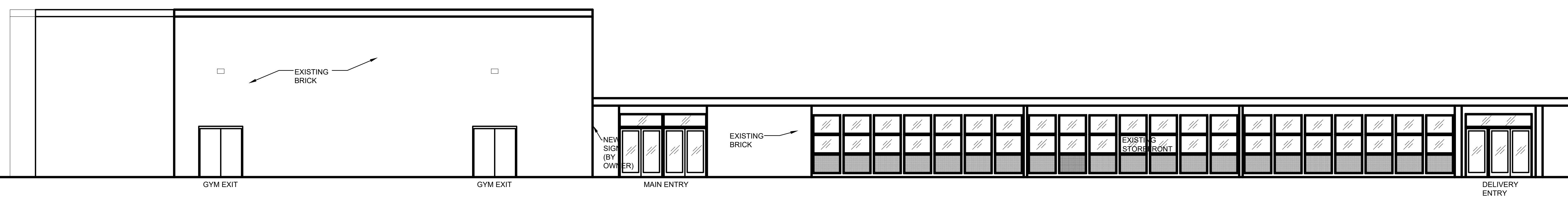
PROJECT  
**TERRE HAUTE BOYS & GIRLS CLUB RENOVATION**  
55 SOUTH BROWN AVENUE

JOB NUMBER  
2303  
DATE  
03/25/2024  
SCALE  
SEE SHEET  
SHEET TITLE  
EXISTING EXTERIOR ELEVATIONS & WINDOW DETAILS

SHEET NUMBER  
**A-3.1**



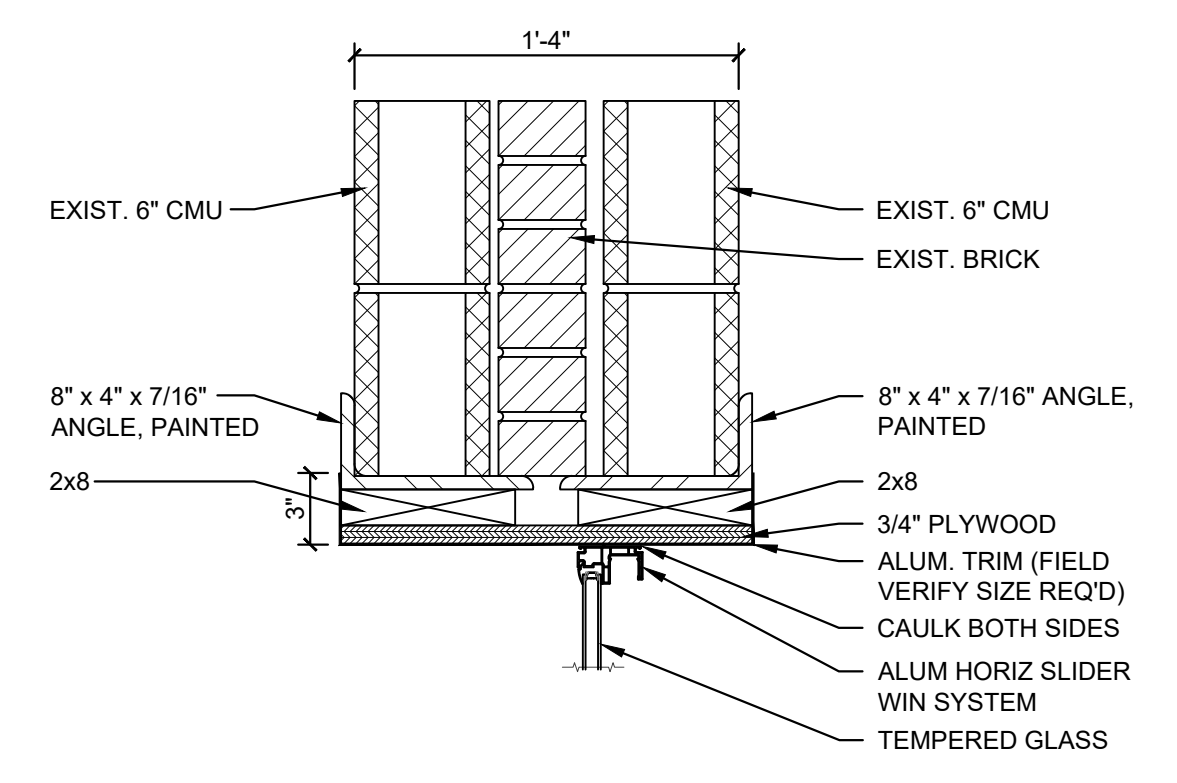
1  
A-3.1  
**EXTERIOR ELEVATION**  
SCALE: 1/4" = 1'-0"



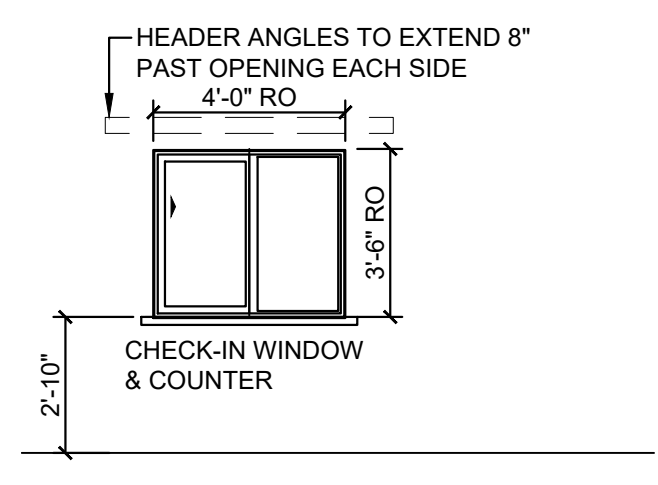
2  
A-3.1  
**EXTERIOR ELEVATION**  
SCALE: 1/4" = 1'-0"

WINDOW SCHEDULE								
MARK	SIZE		TYPE (ELEV)	FRAME			NOTES	
	WIDTH	HEIGHT		MATL	DETAIL			
					HEAD	JAMB		SILL
1	4'-0"	3'-6"	A	VINYL	4H	4J	4S	SLIDING WINDOW

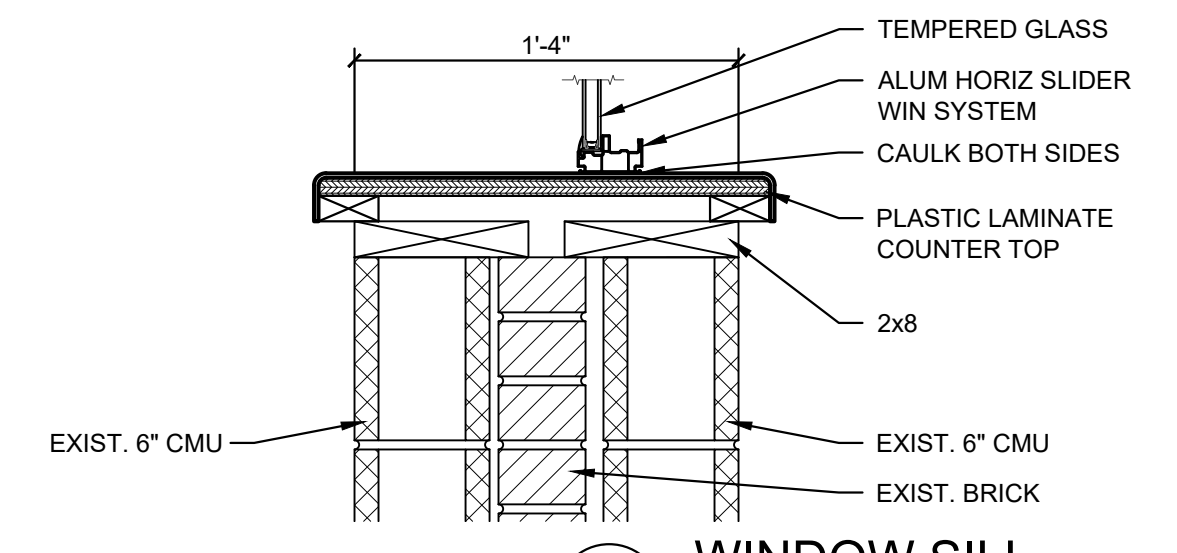
**WINDOW NOTES:**  
-VINYL WINDOWS TO BE PELLA 250 SERIES, ANDERSEN 200 SERIES OR APPROVED EQUAL  
-WINDOW TREATMENTS TO BE PROVIDED ON EXTERIOR-FACING WINDOWS (SEE FINISH SCHEDULE)



4H  
A-3.1  
**WINDOW HEAD**  
SCALE: 1/4" = 1'-0"



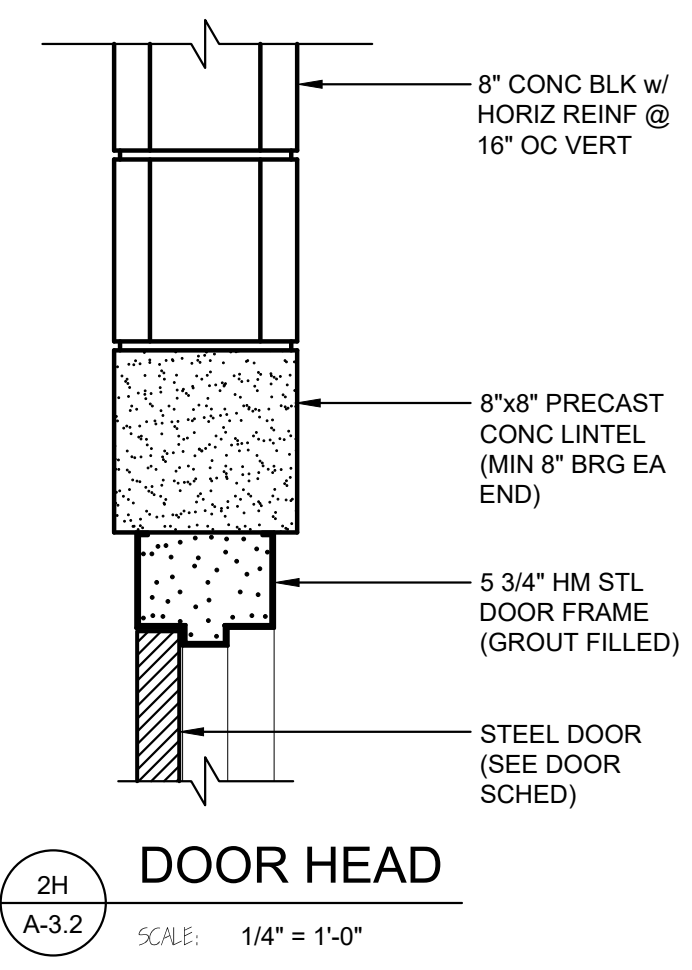
3  
A-3.1  
**WINDOW ELEVATION**  
SCALE: 1/4" = 1'-0"



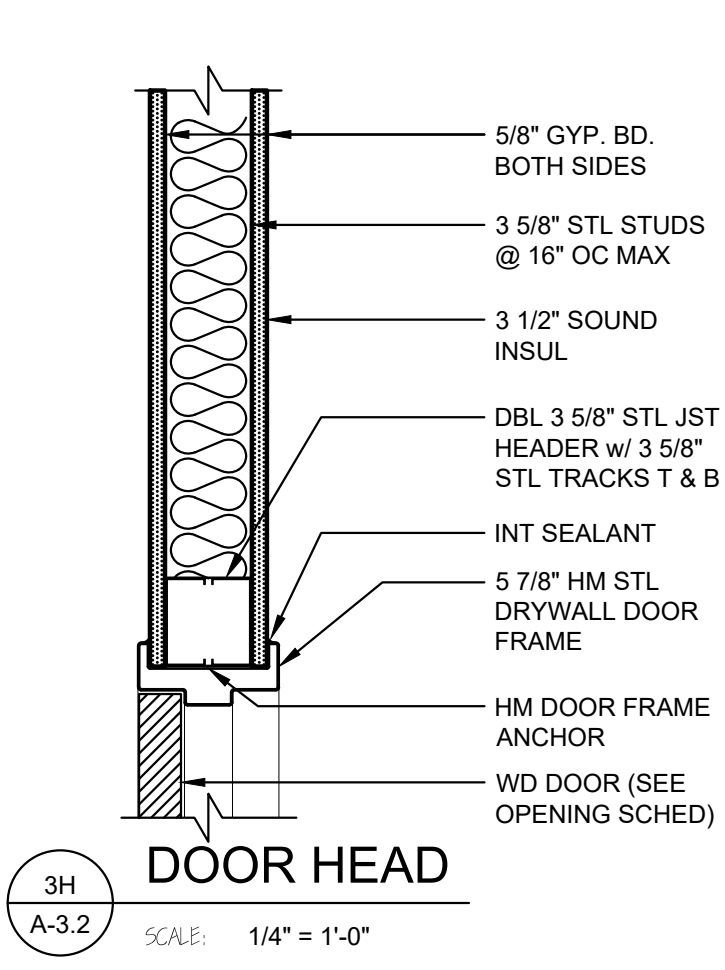
4S  
A-3.1  
**WINDOW SILL**  
SCALE: 1/4" = 1'-0"

DOOR AND FRAME SCHEDULE												
MARK	DOOR SIZE			MATL	TYPE (ELEV)	GLASS		FRAME			FIRE RATING LABEL	NOTES
	WD	HGT	THK			WD	HGT	MATL	HEAD	JAMB		
1	3'-0"	7'-0"	1 3/4"	STL	A	4"	20"	HM	2H	2J	--	HARDWARE SET 4.0
2	3'-0"	7'-0"	1 3/4"	STL	A	4"	20"	HM	2H	2J	--	HARDWARE SET 4.0
3	3'-0"	7'-0"	1 3/4"	STL	A	4"	20"	HM	2H	2J	--	HARDWARE SET 4.0
4	3'-0"	7'-0"	1 3/4"	STL	A	4"	20"	HM	2H	2J	--	HARDWARE SET 4.0
5	3'-0"	7'-0"	1 3/4"	STL	A	4"	20"	HM	3H	3J	--	HARDWARE SET 2.0
6	3'-0"	7'-0"	1 3/4"	STL	A	4"	20"	HM	3H	3J	--	HARDWARE SET 2.0
7	3'-0"	7'-0"	1 3/4"	STL	A	4"	20"	HM	3H	3J	--	HARDWARE SET 2.0
8	3'-0"	7'-0"	1 3/4"	STL	B	12"	12"	HM	3H	3J	--	HARDWARE SET 4.0
9	3'-0"	7'-0"	1 3/4"	STL	C	--	--	HM	3H	3J	--	HARDWARE SET 3.0
10	3'-0"	7'-0"	1 3/4"	STL	C	--	--	HM	3H	3J	--	HARDWARE SET 3.0
11	3'-0"	7'-0"	1 3/4"	STL	B	12"	12"	HM	3H	3J	--	HARDWARE SET 4.0
12	(PAIR) 3'-0"	7'-0"	1 3/4"	STL	D	--	--	HM	3H	3J	1HR	HARDWARE SET 1.0
13	(PAIR) 3'-0"	7'-0"	1 3/4"	STL	D	--	--	HM	3H	3J	1HR	HARDWARE SET 1.0
14	--	--	--	--	--	--	--	HM	4H	4J	--	--
15	3'-0"	7'-0"	1 3/4"	STL	F	--	--	HM	2H	2J	--	HARDWARE SET 5.0

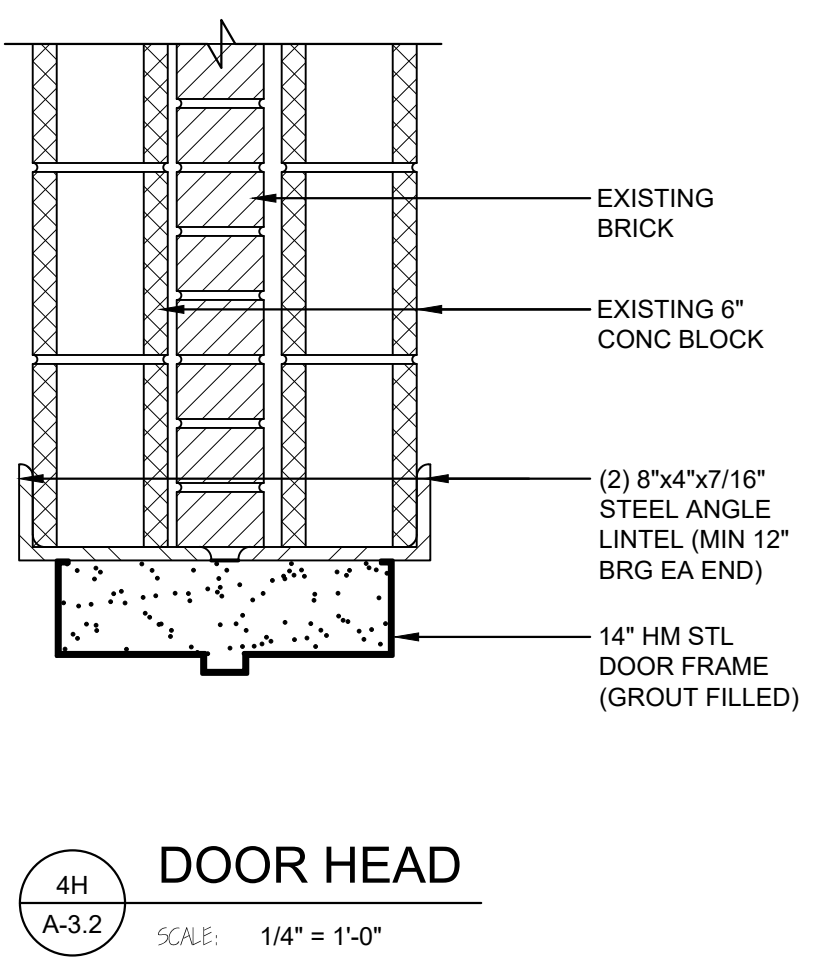
- ### GENERAL DOOR NOTES
- ALL DOORS WITHOUT EXCEPTION SHALL BE COMPLIANT WITH THE AMERICAN WITH DISABILITIES ACT. (ADA)
  - CHANGE IN FLOORING MATERIAL SHALL OCCUR UNDER DOOR THRESHOLDS OR TRANSITION STRIPS. A MAXIMUM OF 1/4" HIGH.
  - ALL EXTERIOR METAL DOORS SHALL BE INSULATED.
  - HANDLES, PULLS, LATCHES, LOCKS, AND OTHER OPERABLE PARTS ON ACCESSIBLE DOORS SHALL HAVE A SHAPE THAT IS EASY TO GRASP WITH ONE HAND AND DOES NOT REQUIRE TIGHT GRASPING. THE HARDWARE SHALL BE 34" MINIMUM AND 48" MAXIMUM ABOVE THE FLOOR.
  - DOOR CLOSERS SHALL BE ADJUSTED SO THAT FROM AN OPEN POSITION OF 90 DEGREES, THE TIME REQUIRED TO MOVE THE DOOR TO AN OPEN POSITION OF 12 DEGREES SHALL BE 5 SECONDS MINIMUM.
  - ALL EXTERIOR HOLLOW METAL DOOR FRAMES SHALL BE WELDED.



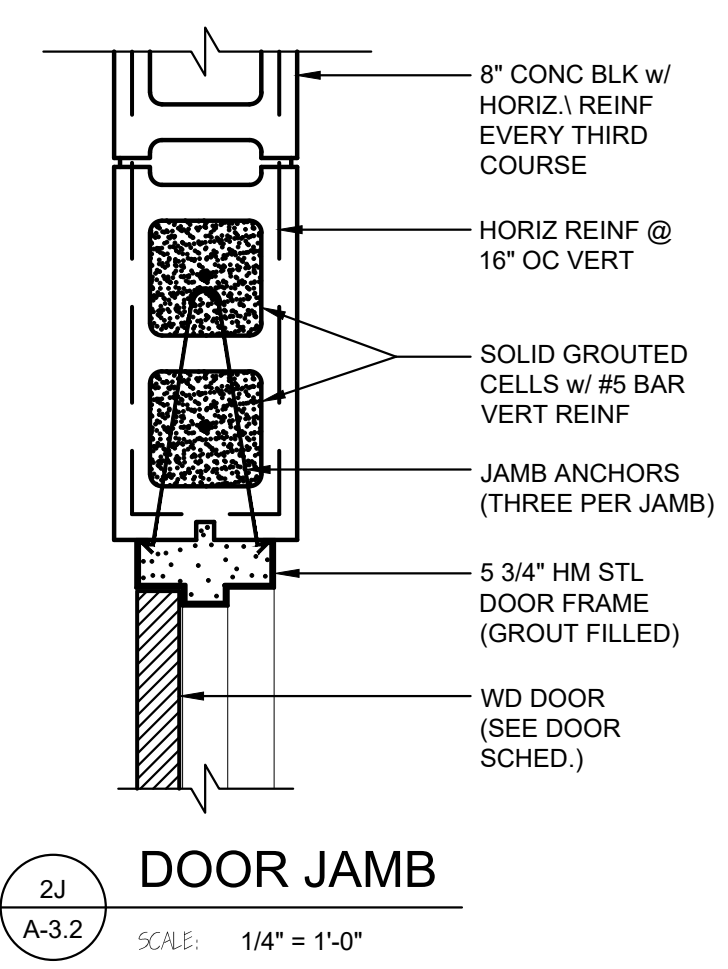
2H  
A-3.2 SCALE: 1/4" = 1'-0"



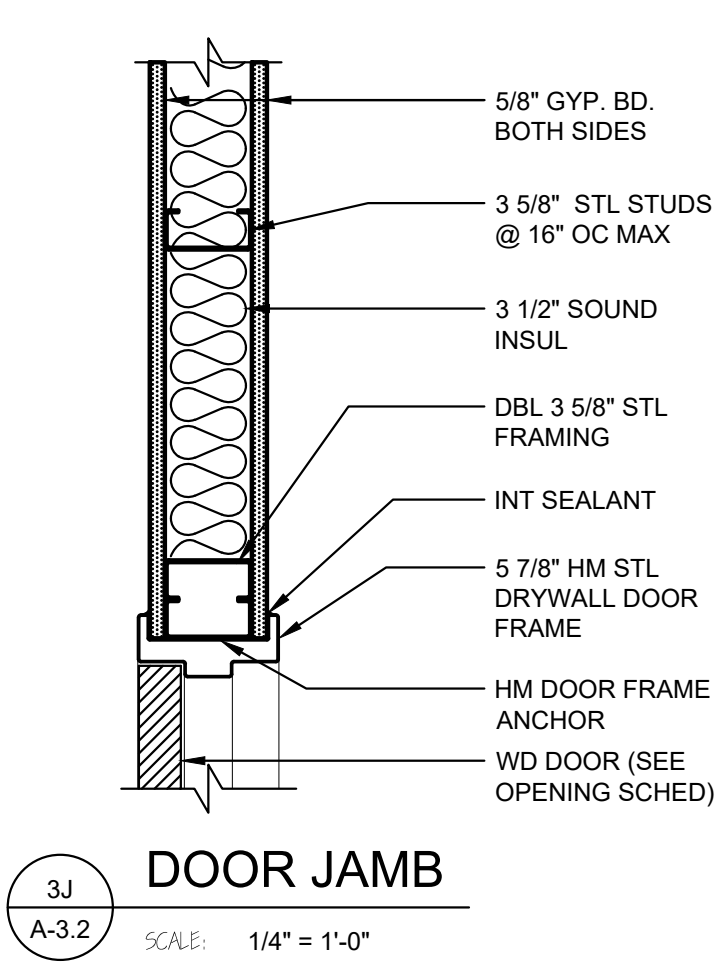
3H  
A-3.2 SCALE: 1/4" = 1'-0"



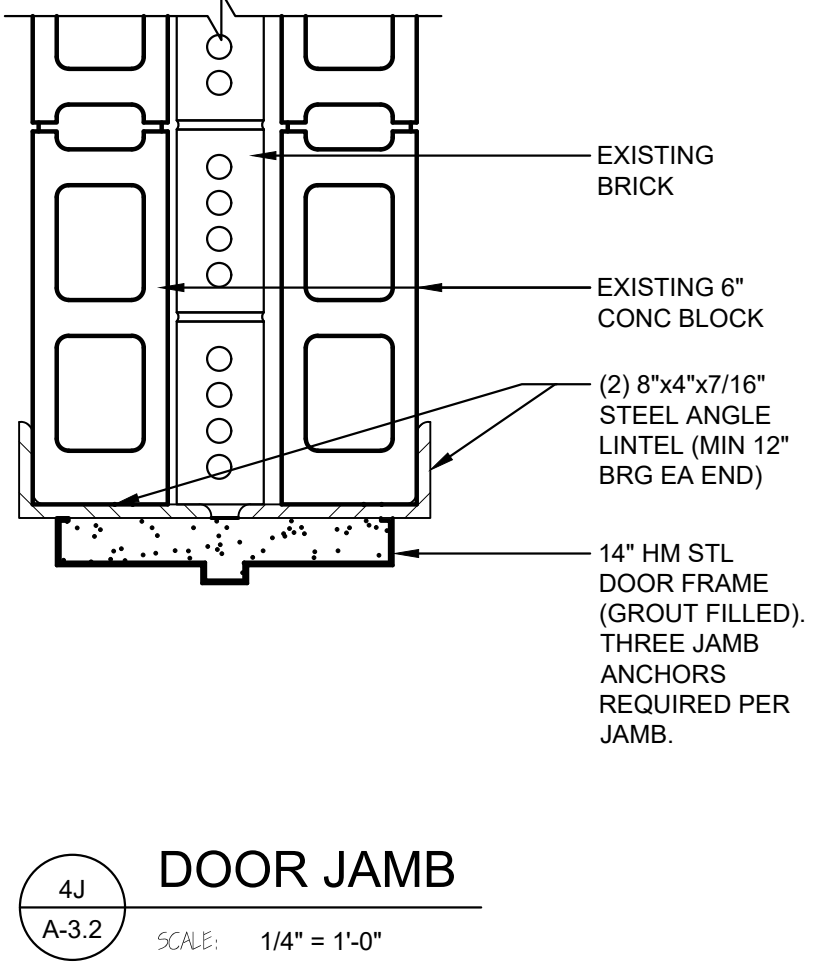
4H  
A-3.2 SCALE: 1/4" = 1'-0"



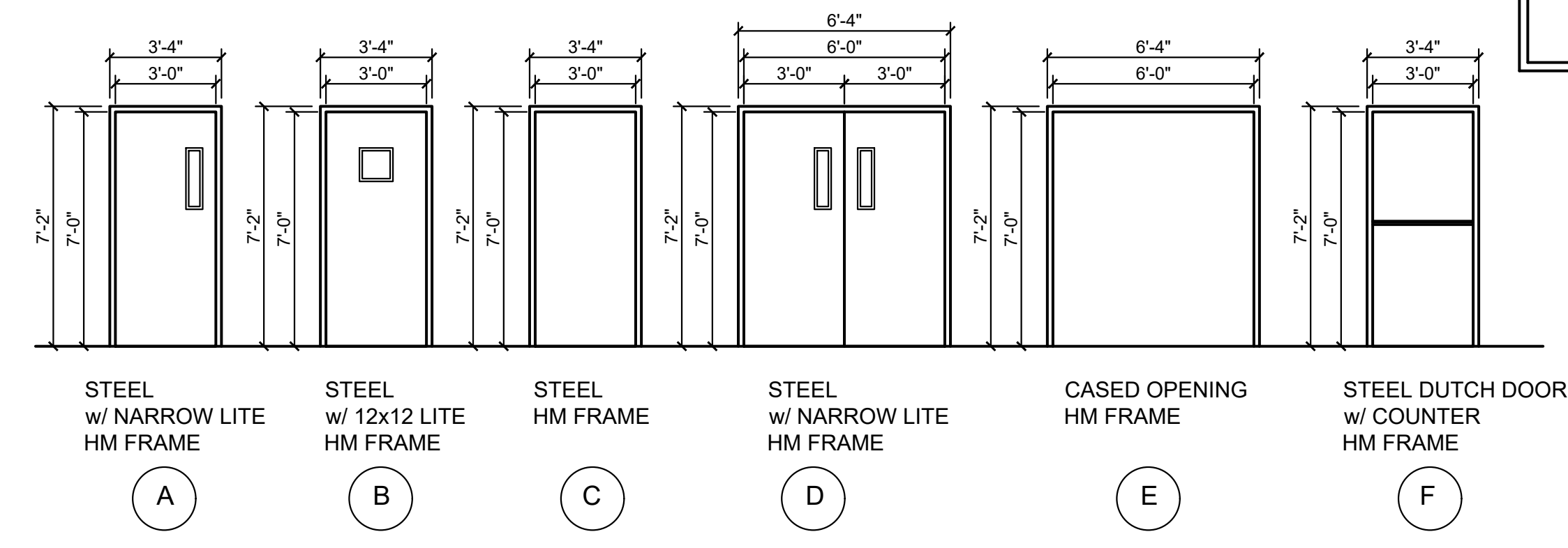
2J  
A-3.2 SCALE: 1/4" = 1'-0"



3J  
A-3.2 SCALE: 1/4" = 1'-0"



4J  
A-3.2 SCALE: 1/4" = 1'-0"



1  
A-3.2 SCALE: 1/4" = 1'-0"

#### Hardware Sets

Set: 1.0			
Doors: 12, 13			
2 Continuous Hinge	CFM_HDI-M		PE
2 Fire Rated Surf Vert Rod, Nightlatch	6170F90ED AU427F Temp Core	630	YA
2 Fire Rated Surf Vert Rod, Dummy	6170F90ED AU429F	630	YA
2 Permanent Core	IC Core as req'd		
2 Closer	5800 Series (Mount as req'd)	689	YA
2 Kick Plate	K1050 - 10" x 2" LDW x 4BE x CSK	US32D	RO
2 Magnetic Holder	997	689	RF
2 Gasketing	S88D		PE
2 Mtg Edge Gasketing	S77D		PE
1 Position Switch	DPS		SU

Notes:  
Magnetic hold opens tied to fire alarm.  
Doors are normally held open by magnetic holders.  
Upon activation of fire alarm system or loss of power, door will close and latch.  
Free egress at all times by pressing rail of either exit device and exiting.

Set: 2.0			
Doors: 5, 6, 7			
3 Hinge, Full Mortise	TA2714 (Qty & size per spec, NRP as req'd)	US26D	MK
1 Entry Lock	AU 4604LN Temp Core	626	YA
1 Permanent Core	IC Core as req'd		
1 Door Stop	406 / 409 / 441CU as req'd	US32D	RO
1 Gasketing	S88D		PE

Notes:  
Offices to be keyed separately - cannot be unlocked with building master key.  
Coordinate with owner.


Set: 3.0			
Doors: 10, 9			
3 Hinge, Full Mortise	TA2714 (Qty & size per spec, NRP as req'd)	US26D	MK
1 Privacy	AU YPL02	626	YA
1 Surface Closer	1100 Series with COVER (Mount as req'd)	689	YA
1 Kick Plate	K1050 - 10" x 2" LDW x 4BE x CSK	US32D	RO
1 Door Stop	406 / 409 / 441CU as req'd	US32D	RO
1 Gasketing	S88D		PE
1 Coat Hook	RM801	US26D	RO

Set: 4.0			
Doors: 1, 11, 2, 3, 4, 8			
3 Hinge, Full Mortise	TA2714 (Qty & size per spec, NRP as req'd)	US26D	MK
1 Passage Latch	AU 4601LN Temp Core	626	YA
1 Door Stop	406 / 409 / 441CU as req'd	US32D	RO
1 Gasketing	S88D		PE

Set: 5.0			
Doors: 15			
4 Hinge, Full Mortise	TA2714 (Qty & size per spec, NRP as req'd)	US26D	MK
1 Surface Bolt	630-4	US26D	RO
1 Entry Lock	AU 4604LN Temp Core	626	YA
1 Permanent Core	IC Core as req'd		
1 Astragal, horizontal	355_V		PE
1 Gasketing	S88D		PE

Notes:  
Dutch Door with shelf.  
Surface bolt used to secure the top half to the bottom half of door.  
Horizontal astragal to seal gap between doors.

REVISIONS	
NO.	DATE

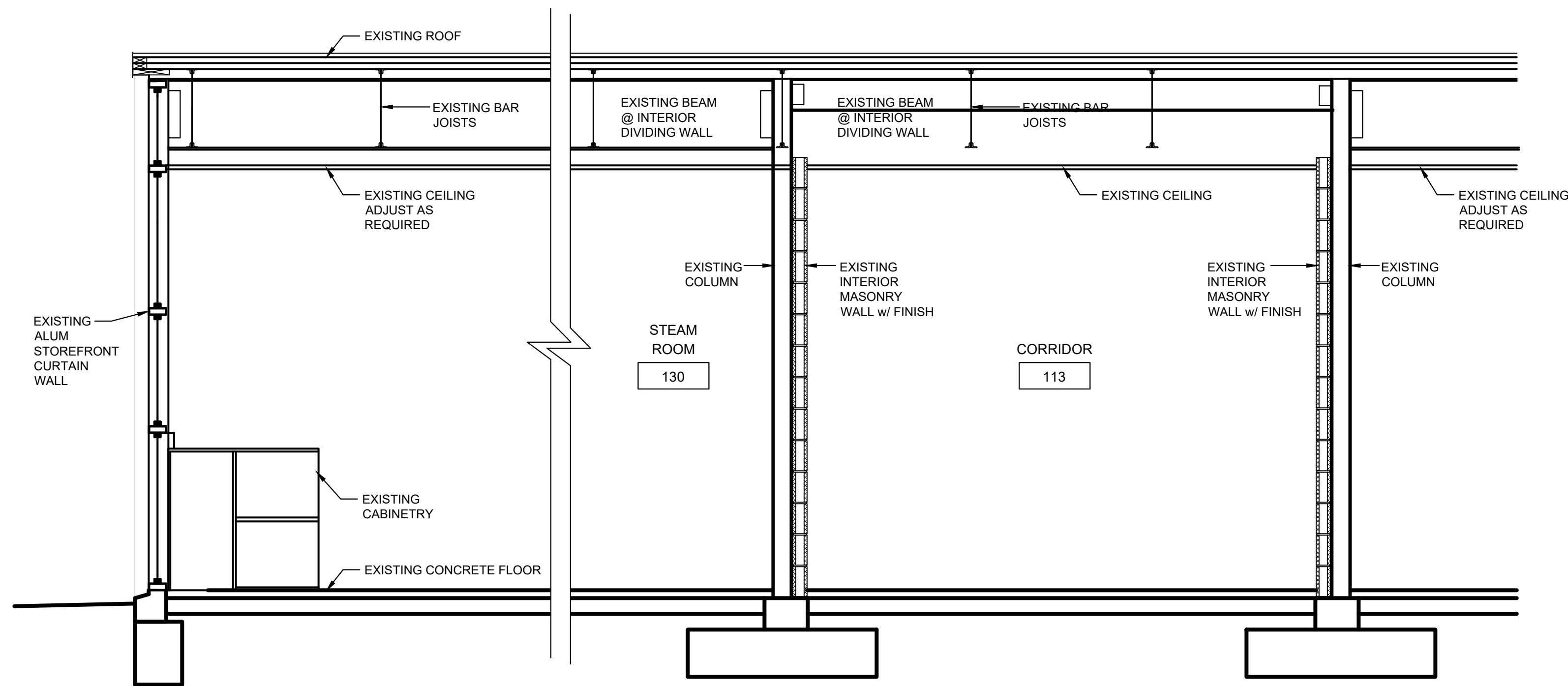


CERTIFIED BY  
A. JUKES  
DRAWN BY  
AJ / DC  
CHECKED BY  
DS / AJ

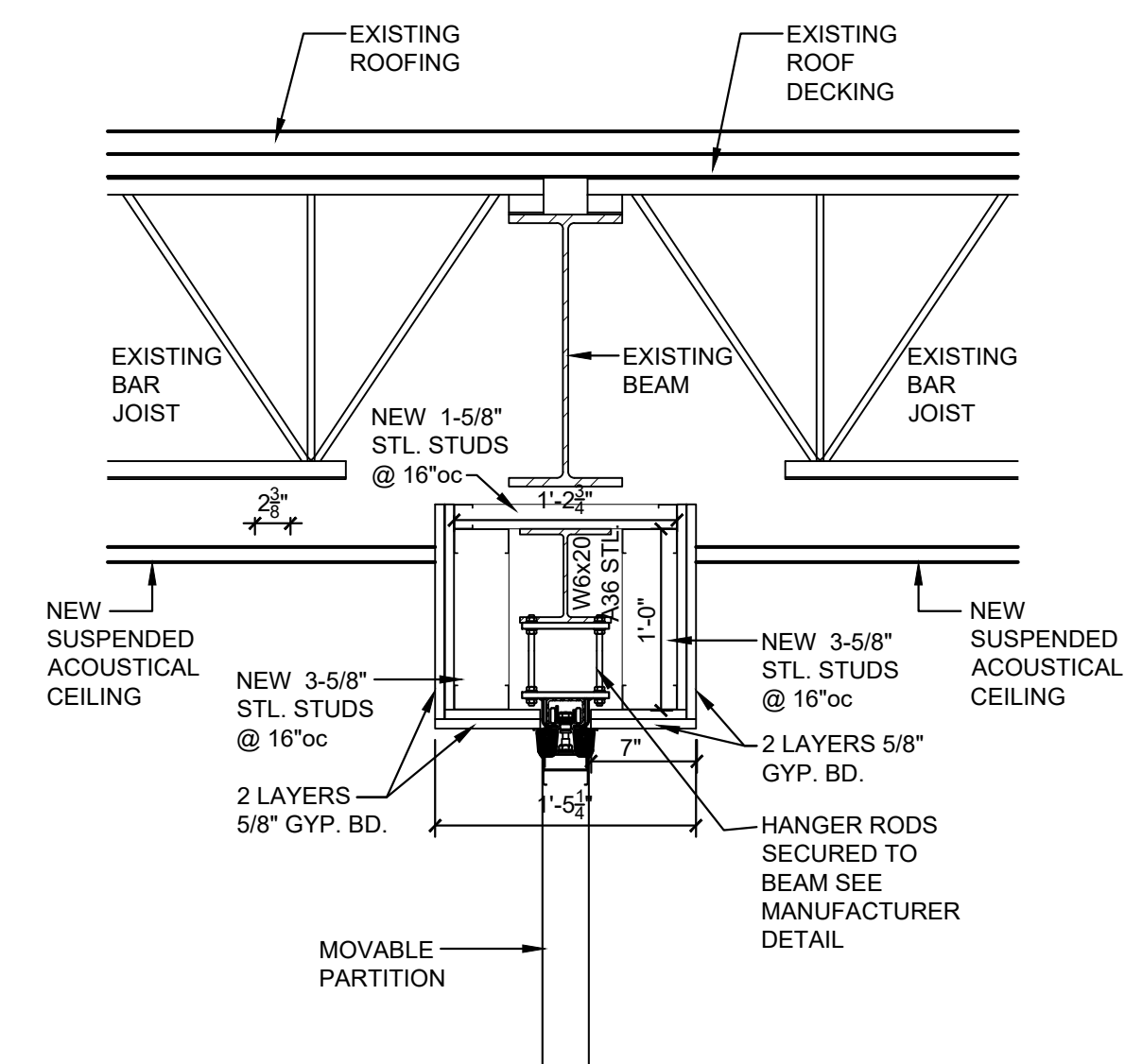
**Sanders and Associates, Inc.**  
100 SOUTH 7TH STREET, TERRE HAUTE, INDIANA 47607 PHONE (812) 235-0505

PROJECT  
**TERRE HAUTE BOYS & GIRLS CLUB RENOVATION**  
55 SOUTH BROWN AVENUE

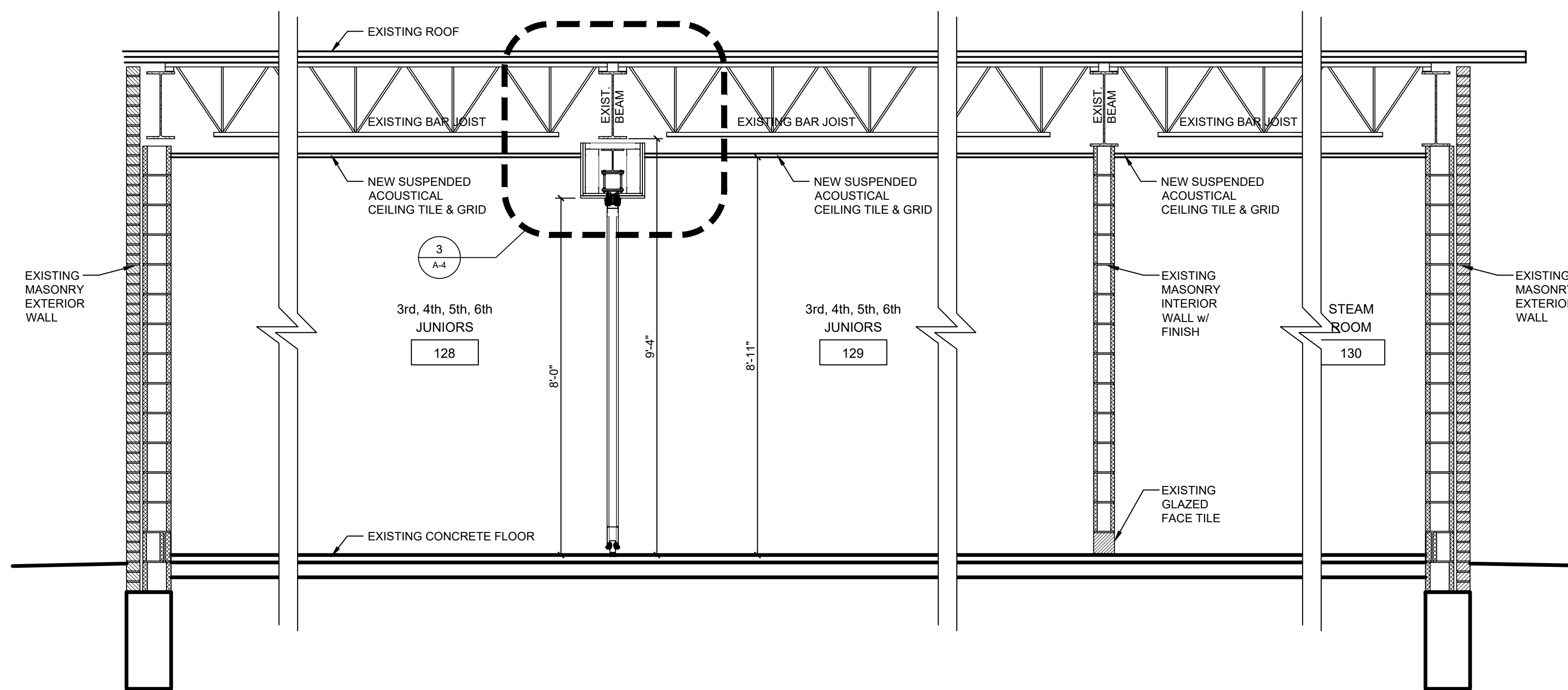
JOB NUMBER	2303
DATE	03/25/2024
SCALE	SEE SHEET
SHEET TITLE	DOOR SCHEDULE & DETAILS
SHEET NUMBER	A-3.2



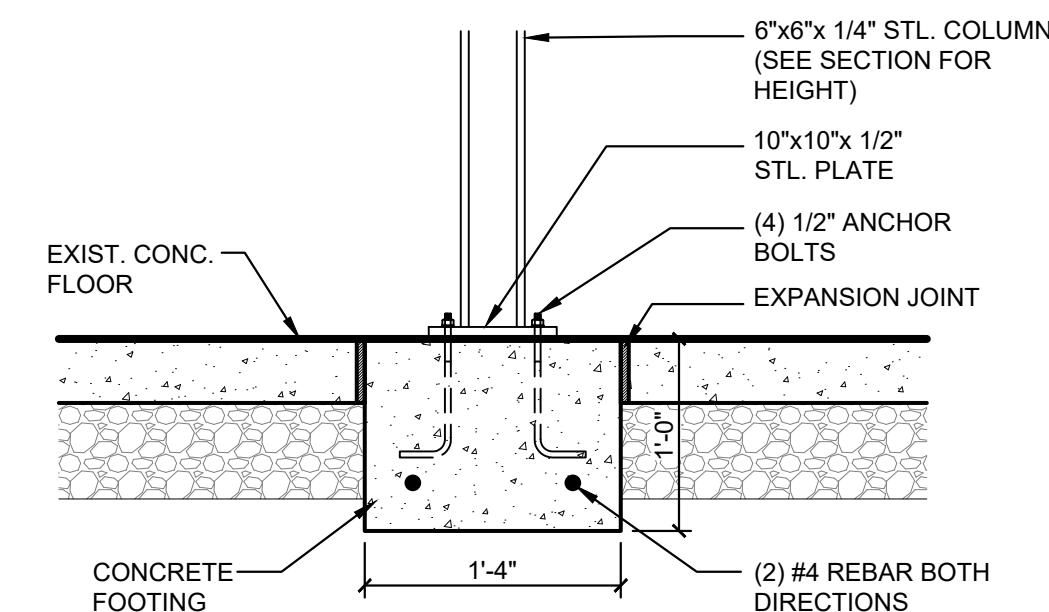
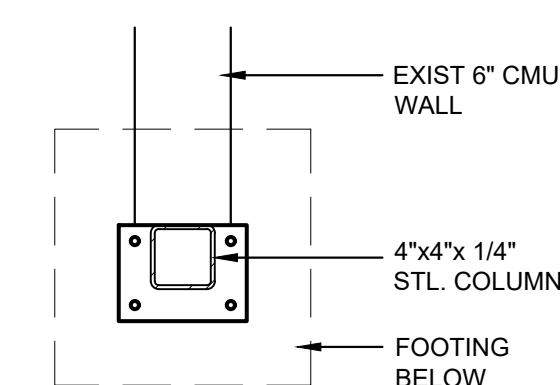
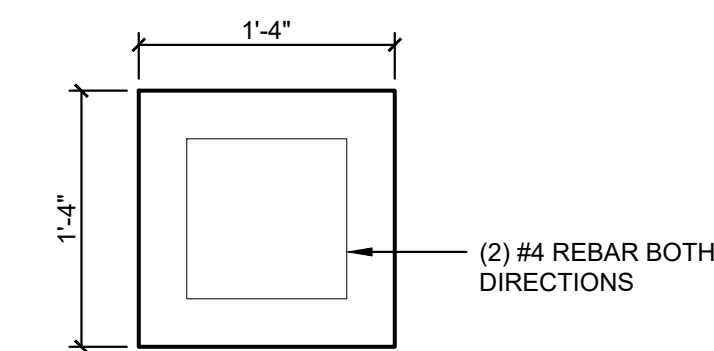
1  
A-4.1  
TYPICAL BUILDING SECTION  
SCALE: 1/2" = 1'-0"



3  
A-4.1  
MOVABLE PARTITION DETAIL  
SCALE: 1" = 1'-0"




2  
A-4.1  
BUILDING PARTITION SECTION  
SCALE: 1/2" = 1'-0"



4  
A-4.1  
COLUMN FOUNDATION DETAIL  
SCALE: 1" = 1'-0"

REVISIONS	
NO.	DATE



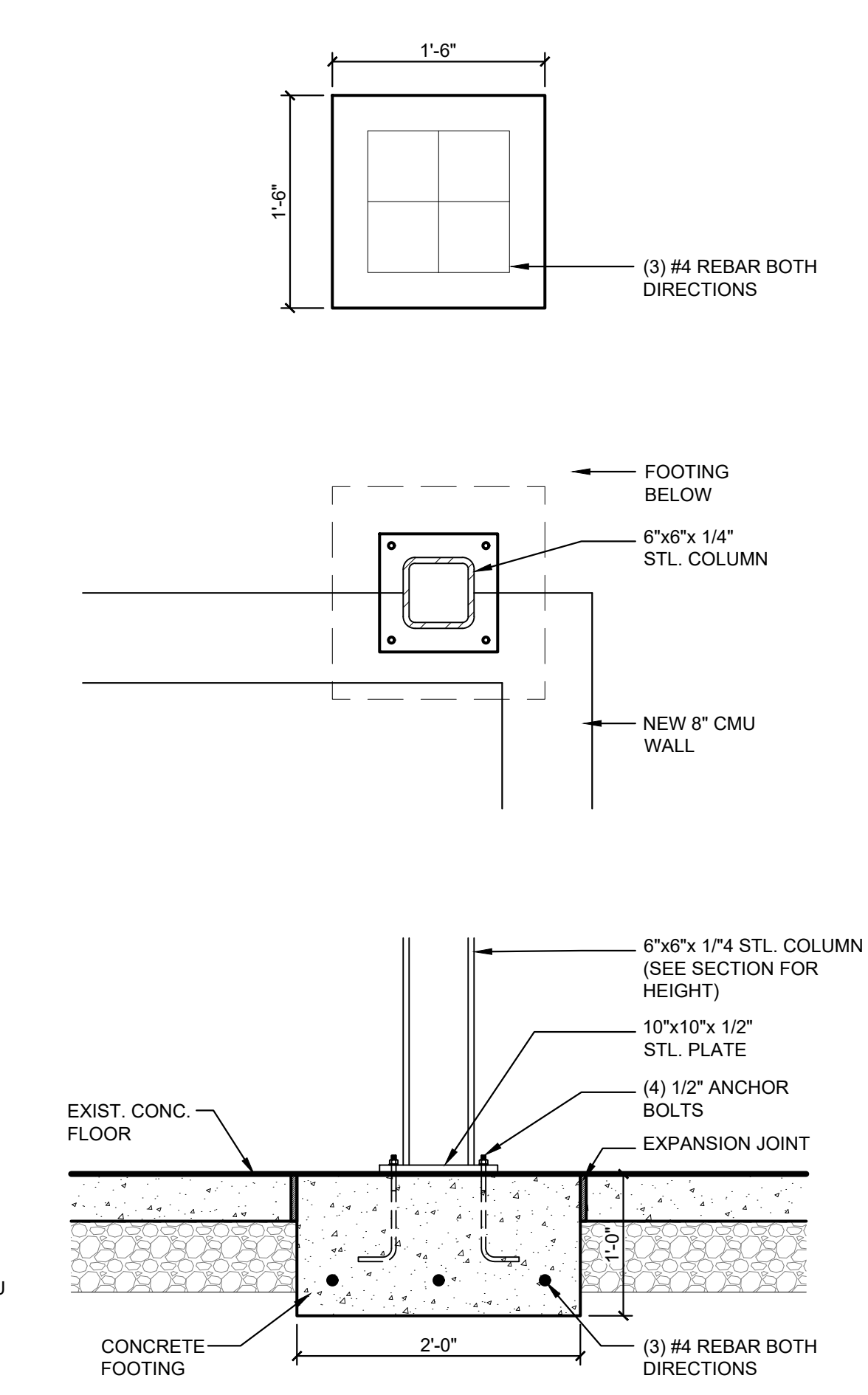
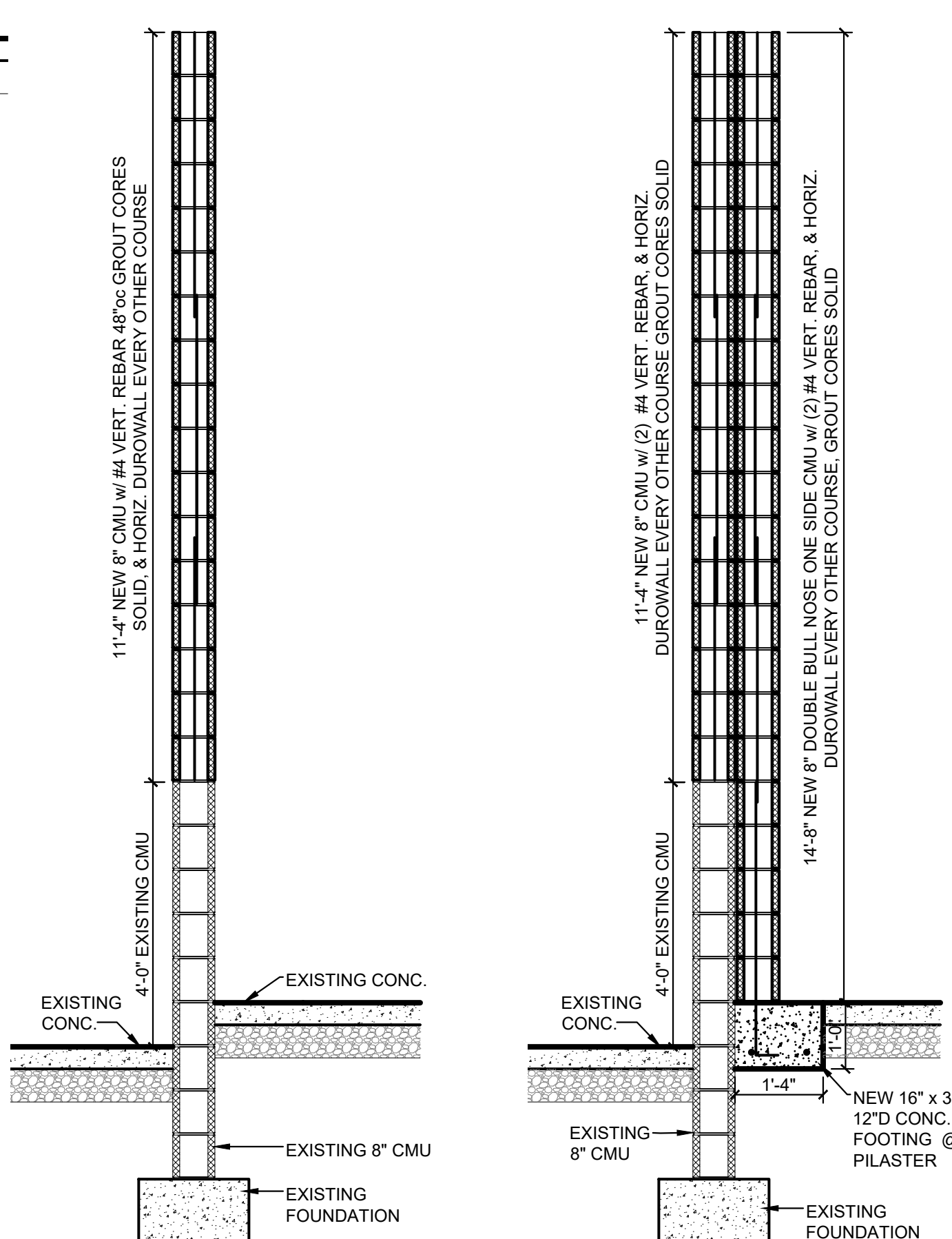
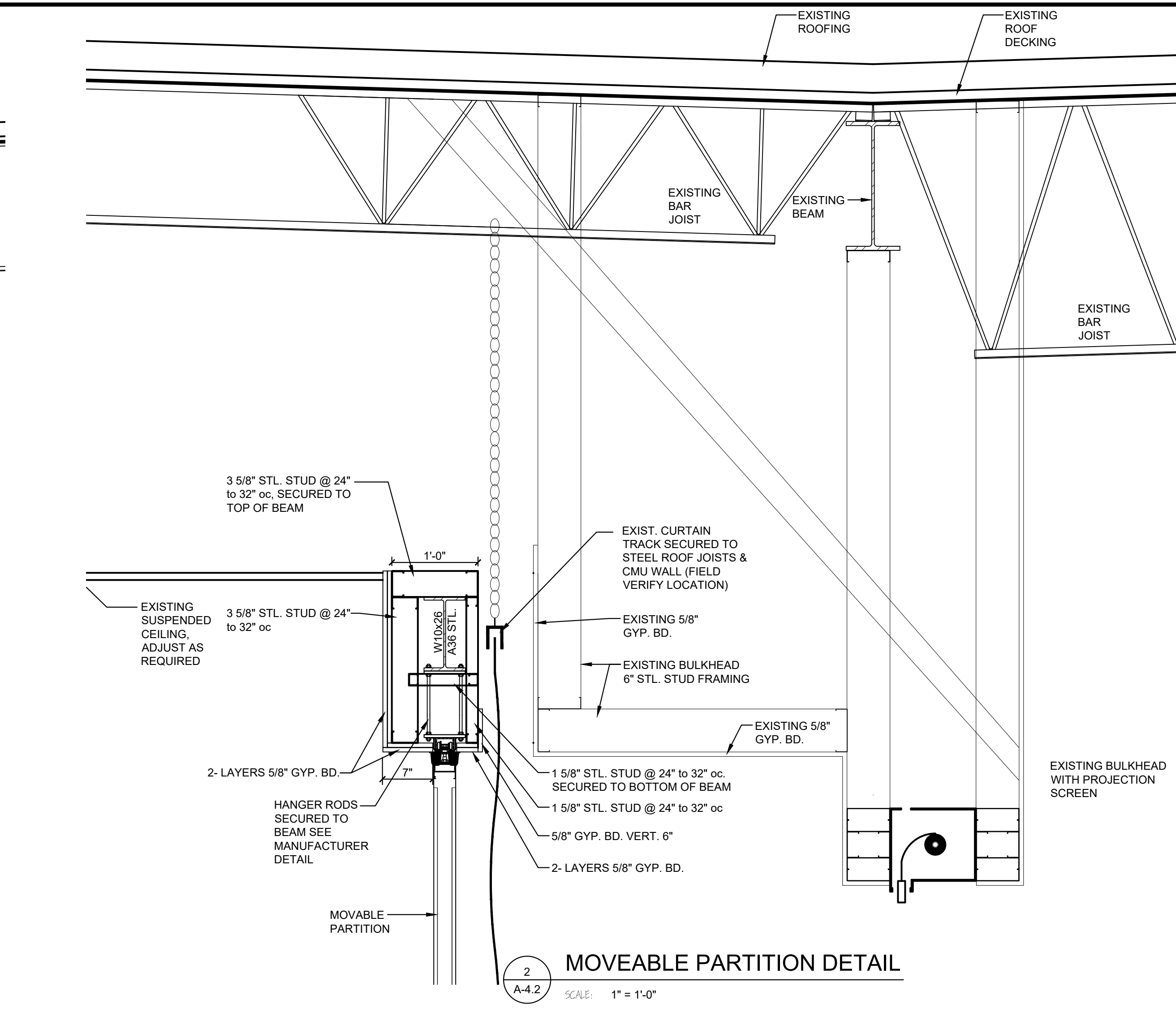
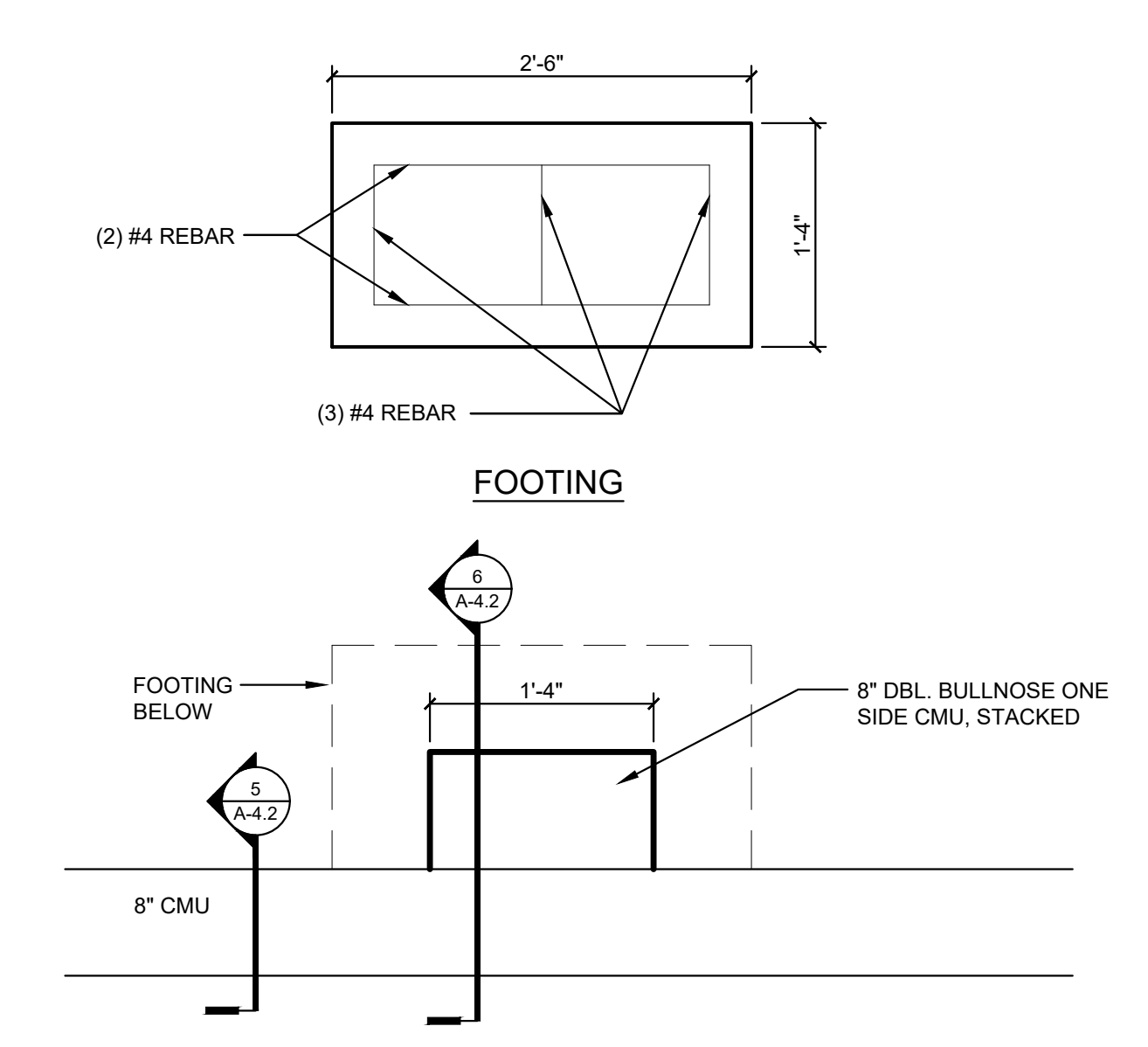
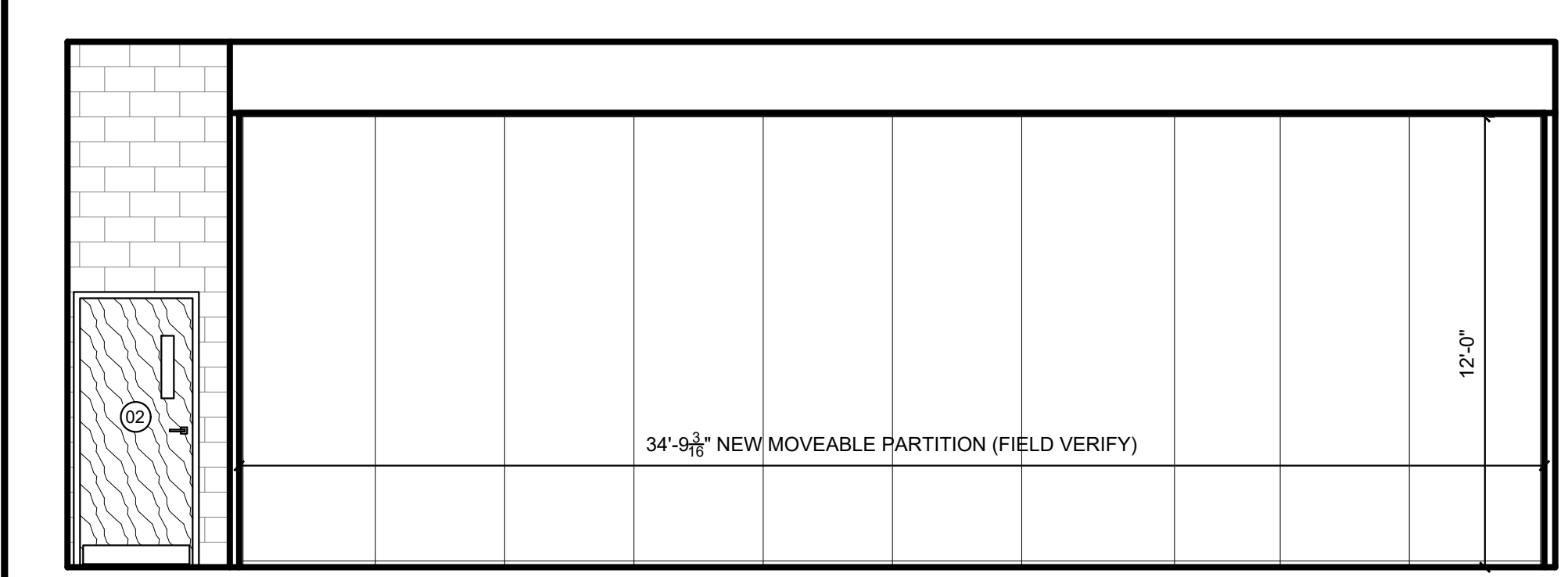
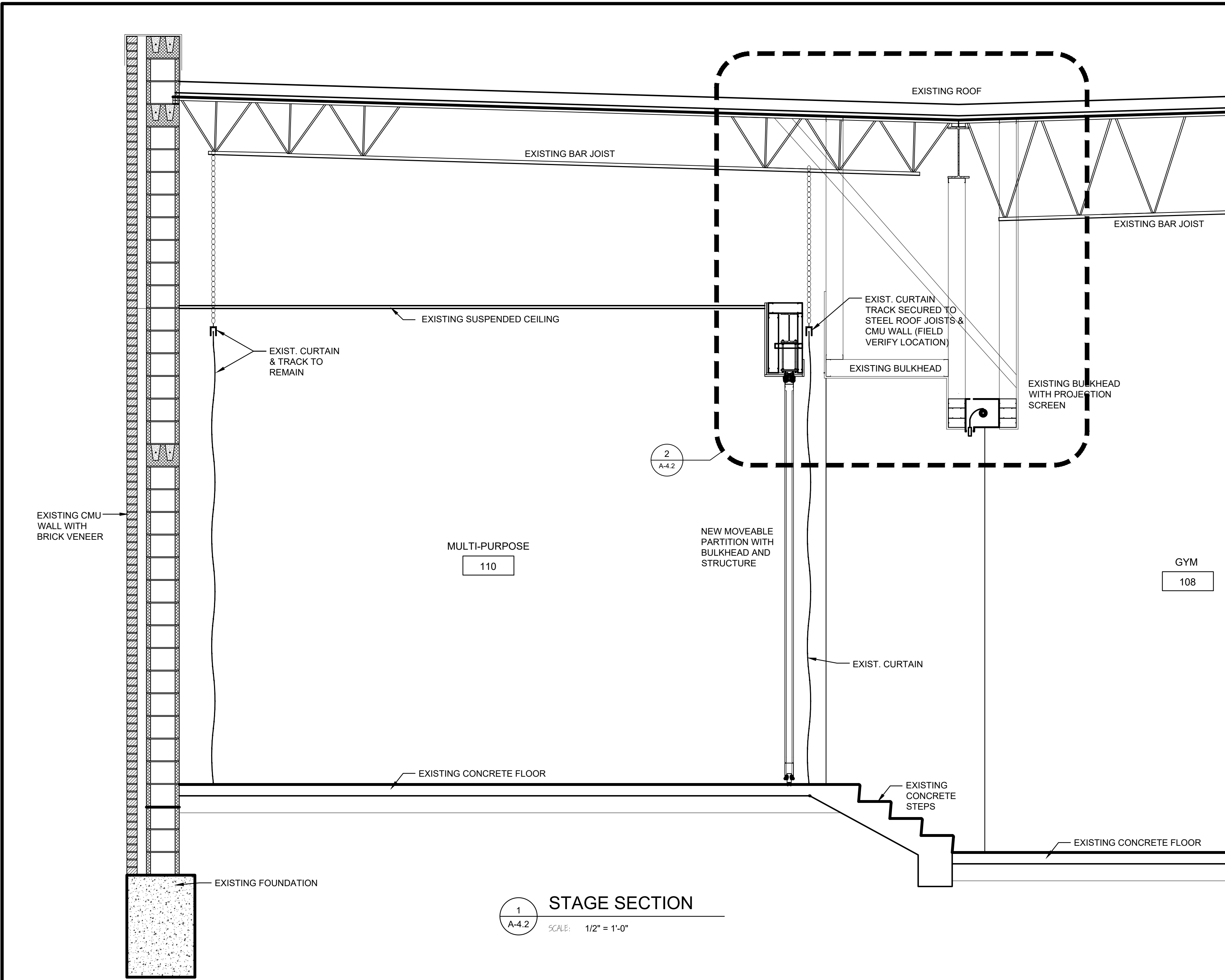
CERTIFIED BY  
A. JUKES  
DRAWN BY  
AJ / DC  
CHECKED BY  
DS / AJ

**Sanders and Associates, Inc.**  
300 South 7th Street, Terre Haute, Indiana 47707 Phone (812) 232-4254


PROJECT  
**TERRE HAUTE BOYS & GIRLS CLUB RENOVATION**  
55 SOUTH BROWN AVENUE

JOB NUMBER  
2303  
DATE  
03/25/2024  
SCALE  
1/2" = 1'-0"  
SHEET TITLE  
CADET/JUNIOR SECTIONS & DETAILS

SHEET NUMBER  
**A-4.1**



REVISIONS	
NO.	DATE



CERTIFIED BY  
A. JUKES

DRAWN BY  
AJ / DC

CHECKED BY  
DS / AJ

**SANDERS AND ASSOCIATES, INC.**  
300 SOUTH 7TH STREET, TULSA, OKLA. 74107 PHONE (918) 232-4254

PROJECT  
**TERRE HAUTE BOYS & GIRLS CLUB RENOVATION**  
55 SOUTH BROWN AVENUE

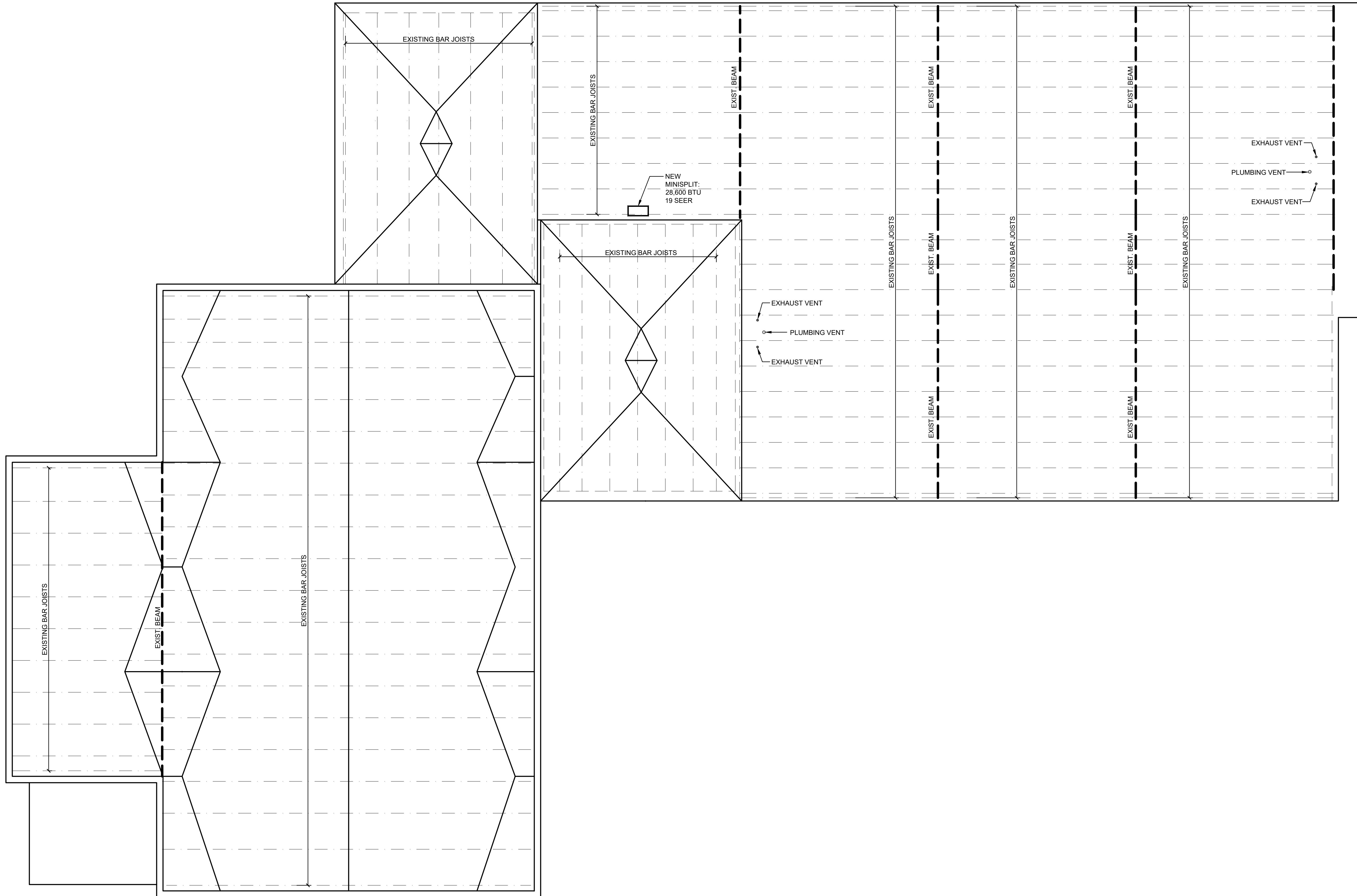
JOB NUMBER  
2303

DATE  
03/25/2024

SCALE  
1/2" = 1'-0"

SHEET TITLE  
STAGE SECTION & DETAIL

SHEET NUMBER  
**A-4.2**



1  
A-5 EXISTING ROOF/ FRAMING PLAN  
SCALE: 1/8" = 1'-0"



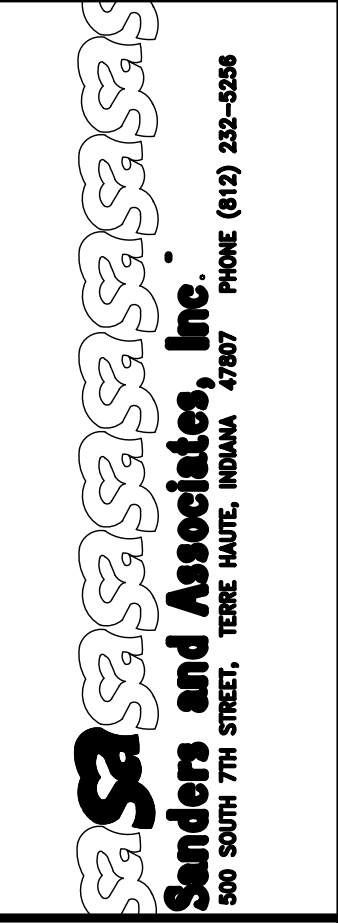
REVISIONS	
NO.	DATE



CERTIFIED BY  
A. JUKES

DRAWN BY  
AJ / DC

CHECKED BY  
DS / AJ



PROJECT  
**TERRE HAUTE BOYS & GIRLS  
CLUB RENOVATION**  
55 SOUTH BROWN AVENUE

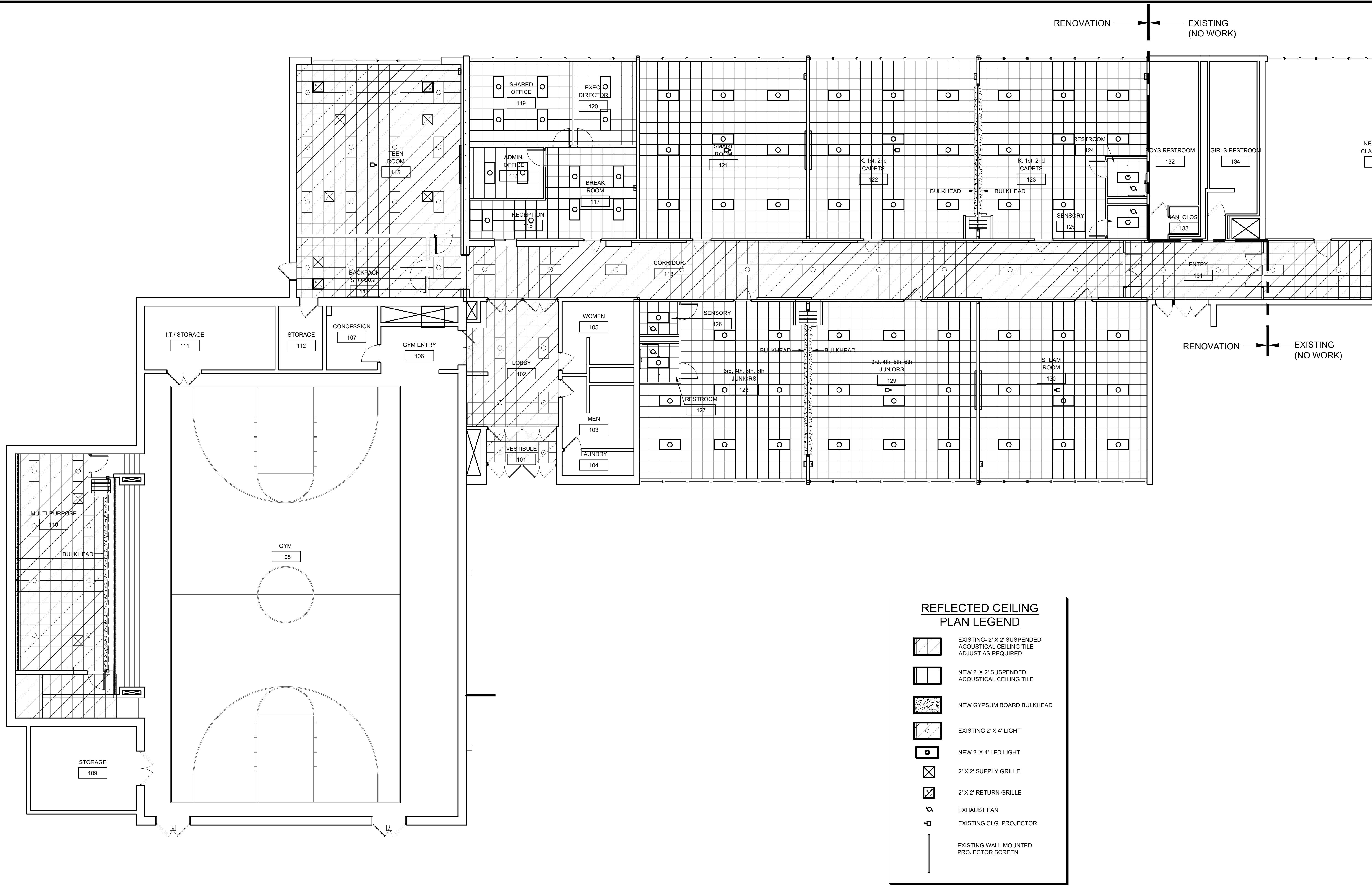
JOB NUMBER  
2303

DATE  
03/25/2024

SCALE  
1/8" = 1'-0"

SHEET TITLE  
EXISTING  
ROOF/  
FRAMING  
PLAN

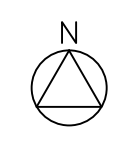
SHEET NUMBER  
A-5



**REFLECTED CEILING PLAN LEGEND**


- EXISTING- 2' X 2' SUSPENDED ACOUSTICAL CEILING TILE ADJUST AS REQUIRED
- NEW 2' X 2' SUSPENDED ACOUSTICAL CEILING TILE
- NEW GYPSUM BOARD BULKHEAD
- EXISTING 2' X 4' LIGHT
- NEW 2' X 4' LED LIGHT
- 2' X 2' SUPPLY GRILLE
- 2' X 2' RETURN GRILLE
- EXHAUST FAN
- EXISTING CLG. PROJECTOR
- EXISTING WALL MOUNTED PROJECTOR SCREEN

1 REFLECTED CEILING PLAN  
A-6 SCALE: 1/8" = 1'-0"



REVISIONS

NO.	DATE



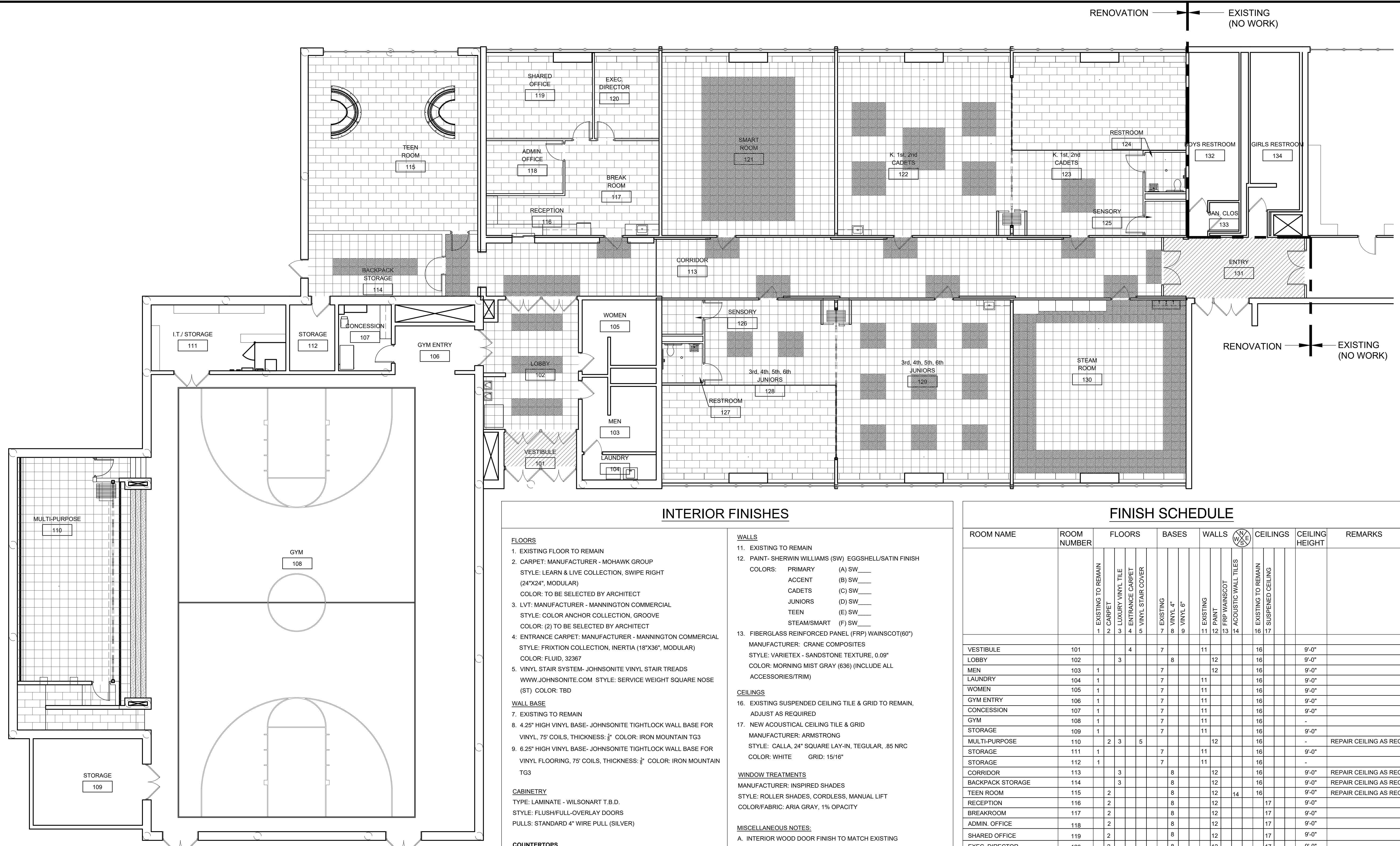
CERTIFIED BY  
A. JUKES  
DRAWN BY  
AJ / DC  
CHECKED BY  
DS / AJ

**Sanders and Associates, Inc.**  
400 SOUTH 7TH STREET, TERRE HAUTE, INDIANA 47607 PHONE (812) 232-0505

PROJECT  
**TERRE HAUTE BOYS & GIRLS CLUB RENOVATION**  
**55 SOUTH BROWN AVENUE**

JOB NUMBER  
2303  
DATE  
03/25/2024  
SCALE  
1/8" = 1'-0"  
SHEET TITLE  
REFLECTED CEILING PLAN

SHEET NUMBER  
**A-6**



1  
A-7.1  
SCALE: 1/8" = 1'-0"

FLOOR TYPES	
	CARPET TILE
	LUXURY VINYL TILE
	WALK-OFF CARPET

### INTERIOR FINISHES

- FLOORS**
- EXISTING FLOOR TO REMAIN
  - CARPET: MANUFACTURER - MOHAWK GROUP  
STYLE: LEARN & LIVE COLLECTION, SWIPE RIGHT (24"x24", MODULAR)  
COLOR: TO BE SELECTED BY ARCHITECT
  - LVT: MANUFACTURER - MANNINGTON COMMERCIAL  
STYLE: COLOR ANCHOR COLLECTION, GROOVE  
COLOR: (2) TO BE SELECTED BY ARCHITECT
  - ENTRANCE CARPET: MANUFACTURER - MANNINGTON COMMERCIAL  
STYLE: FRICTION COLLECTION, INERTIA (18"x36", MODULAR)  
COLOR: FLUID, 32367
  - VINYL STAIR SYSTEM- JOHNSONITE VINYL STAIR TREADS  
WWW.JOHNSONITE.COM STYLE: SERVICE WEIGHT SQUARE NOSE (ST) COLOR: TBD
  - EXISTING TO REMAIN
  - 4.25" HIGH VINYL BASE- JOHNSONITE TIGHTLOCK WALL BASE FOR VINYL, 75' COILS, THICKNESS: 3/8" COLOR: IRON MOUNTAIN TG3
  - 6.25" HIGH VINYL BASE- JOHNSONITE TIGHTLOCK WALL BASE FOR VINYL FLOORING, 75' COILS, THICKNESS: 3/8" COLOR: IRON MOUNTAIN TG3
- WALL BASE**
- CABINETRY**
- TYPE: LAMINATE - WILSONART T.B.D.  
STYLE: FLUSH/FULL-OVERLAY DOORS  
PULLS: STANDARD 4" WIRE PULL (SILVER)
- COUNTERTOPS**
- TYPE: LAMINATE - WILSONART STANDARD LAMINATE  
COLOR: WHITE NEBULA 4621-60, MATTE FINISH  
EDGE: WATERFALL
- ACOUSTIC WALL TILES - SEE SHEETS A-7.3 - 7.7**
- MANUFACTURER: FELT RIGHT  
STYLES: 6X24 SHIPLAP, 1X2 RECTANGLE, 1X1 SQUARE, LARGE DIAMOND, TRIANGLE, HEX
- COLORS:**
- TEEN: ADMIRAL, CAST, ARMOR, MOON  
SMART: EBONY, CAST, ZINC  
CADETS: ADMIRAL, ARIES, MOON  
JUNIORS: ADMIRAL, CITRINE, MOON  
STEAM: OXFORD, CAYMAN, ARMOR
- WALLS**
- EXISTING TO REMAIN
  - PAINT- SHERWIN WILLIAMS (SW) EGGHELL/SATIN FINISH  
COLORS: PRIMARY (A) SW \_\_\_  
ACCENT (B) SW \_\_\_  
CADETS (C) SW \_\_\_  
JUNIORS (D) SW \_\_\_  
TEEN (E) SW \_\_\_  
STEAM/SMART (F) SW \_\_\_
  - FIBERGLASS REINFORCED PANEL (FRP) WAINSCOT(60")  
MANUFACTURER: CRANE COMPOSITES  
STYLE: VARIETEX - SANDSTONE TEXTURE, 0.09"  
COLOR: MORNING MIST GRAY (636) (INCLUDE ALL ACCESSORIES/TRIM)
- CEILING**
- EXISTING SUSPENDED CEILING TILE & GRID TO REMAIN, ADJUST AS REQUIRED
  - NEW ACOUSTICAL CEILING TILE & GRID  
MANUFACTURER: ARMSTRONG  
STYLE: CALLA, 24" SQUARE LAY-IN, TEGULAR, .85 NRC  
COLOR: WHITE GRID: 15/16"
- WINDOW TREATMENTS**
- MANUFACTURER: INSPIRED SHADES  
STYLE: ROLLER SHADES, CORDLESS, MANUAL LIFT  
COLOR/FABRIC: ARIA GRAY, 1% OPACITY
- MISCELLANEOUS NOTES:**
- INTERIOR WOOD DOOR FINISH TO MATCH EXISTING
  - ALL NEW/EXISTING HOLLOW METAL DOOR FRAMES TO BE PAINTED SW7074 SOFTWARE
  - MOVEABLE PARTITION WALL - CADETS & JUNIORS ROOM  
MANUFACTURER: MODERN FOLD  
STYLE: ACOUSTI-SEAL LEGACY - PAIRED PANEL  
COLOR: STANDARD FINISH TBD
  - MOVEABLE PARTITION WALL - MULTI-PURPOSE ROOM/STAGE  
MANUFACTURER: MODERN FOLD  
STYLE: ACOUSTI-SEAL LEGACY - SINGLE PANEL  
COLOR: STANDARD FINISH TBD
  - BACKPACK STORAGE HOOKS  
MANUFACTURER: TOUGHHOOK (www.toughhook.com)  
STYLE: TOUGHHOOK XL  
COLOR: (4) COLORS TO BE SELECTED BY ARCHITECT

### FINISH SCHEDULE

ROOM NAME	ROOM NUMBER	FLOORS		BASES		WALLS		CEILINGS	CEILING HEIGHT	REMARKS
		EXISTING TO REMAIN	NEW	EXISTING	NEW	EXISTING TO REMAIN	NEW			
VESTIBULE	101		4	7	11	16			9'-0"	
LOBBY	102		3	8	12	16			9'-0"	
MEN	103	1		7	12	16			9'-0"	
LAUNDRY	104	1		7	11	16			9'-0"	
WOMEN	105	1		7	11	16			9'-0"	
GYM ENTRY	106	1		7	11	16			9'-0"	
CONCESSION	107	1		7	11	16			9'-0"	
GYM	108	1		7	11	16			-	
STORAGE	109	1		7	11	16			9'-0"	
MULTI-PURPOSE	110	2	3	5	12	16			-	REPAIR CEILING AS REQD.
STORAGE	111	1		7	11	16			9'-0"	
STORAGE	112	1		7	11	16			-	
CORRIDOR	113		3	8	12	16			9'-0"	REPAIR CEILING AS REQD.
BACKPACK STORAGE	114		3	8	12	16			9'-0"	REPAIR CEILING AS REQD.
TEEN ROOM	115	2		8	12	14	16		9'-0"	REPAIR CEILING AS REQD.
RECEPTION	116	2		8	12	17	17		9'-0"	
BREAKROOM	117	2		8	12	17	17		9'-0"	
ADMIN. OFFICE	118	2		8	12	17	17		9'-0"	
SHARED OFFICE	119	2		8	12	17	17		9'-0"	
EXEC. DIRECTOR	120	2		8	12	17	17		9'-0"	
SMART ROOM	121		3	8	12	14	17		9'-0"	
K. 1st, 2nd CADETS	122		3	8	12	14	17		9'-0"	
K. 1st, 2nd CADETS	123		3	4	8	12	17		9'-0"	
RESTROOM	124		3	8	12	13	17		9'-0"	
SENSORY	125		2	8	12	13	17		9'-0"	
SENSORY	126		2	8	12	13	17		9'-0"	
RESTROOM	127		3	8	12	13	17		9'-0"	
3rd, 4th, 5th, 6th JUNIORS	128		3	4	8	12	17		9'-0"	
3rd, 4th, 5th, 6th JUNIORS	129		3	8	12	14	17		9'-0"	
STEAM ROOM	130		3	8	12	14	17		9'-0"	
ENTRY	131		4	8	12	16	16		9'-0"	REPAIR CEILING AS REQD.
BOYS RR	132	1		7	11	16	16		9'-0"	
JAN. CLOS.	133	1		7	11	16	16		9'-0"	
GIRLS RR	134	1		7	11	16	16		9'-0"	

NOTE: ALL WALLS TO RECEIVE NOTED WALL TREATMENTS.

REVISIONS

NO.	DATE

AMANDA JEAN RAYMOND JUKES  
REGISTERED ARCHITECT  
No. 12100223  
STATE OF INDIANA  
Amanda Jukes

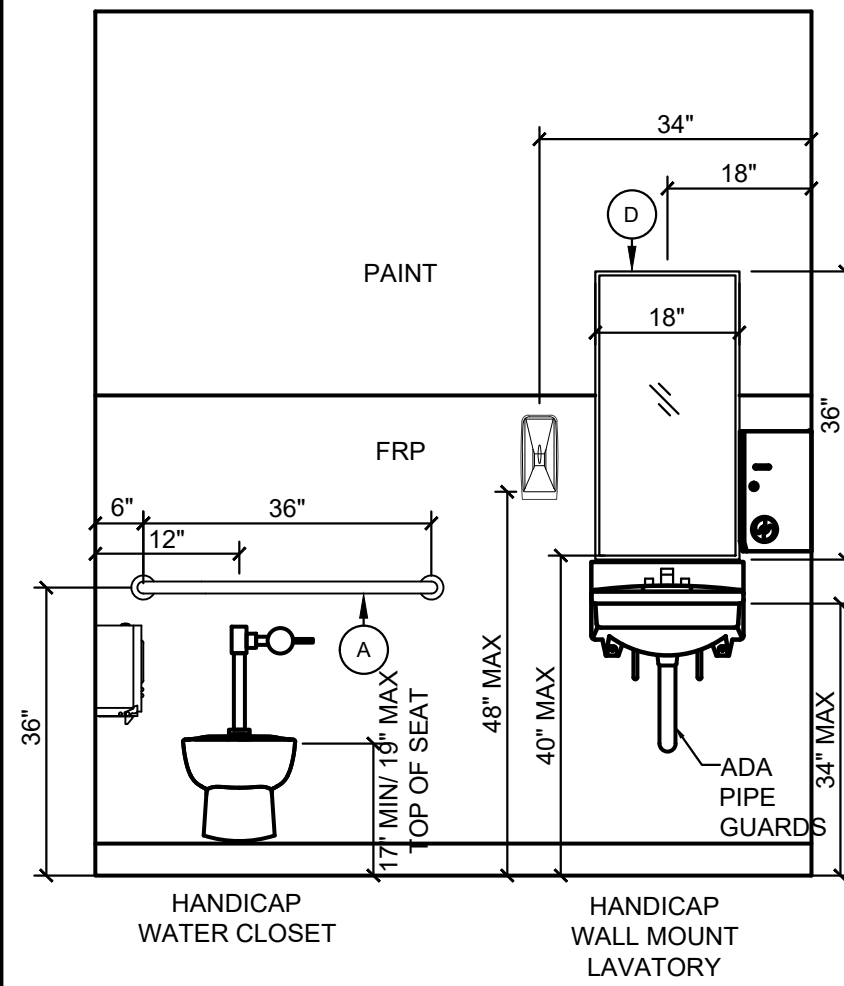
CERTIFIED BY  
A. JUKES  
DRAWN BY  
AJ / DC  
CHECKED BY  
DS / AJ

Sanders and Associates, Inc.  
400 SOUTH 7TH STREET, TERRE HAUTE, INDIANA 47607 PHONE (812) 233-0505

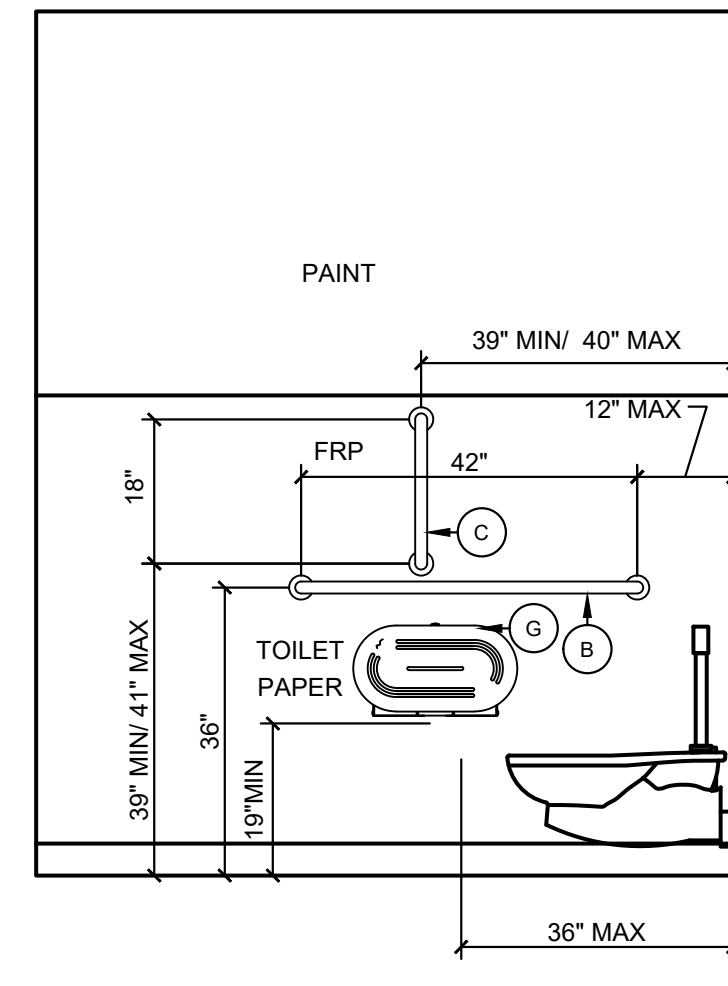
PROJECT  
TERRE HAUTE BOYS & GIRLS  
CLUB RENOVATION  
55 SOUTH BROWN AVENUE

JOB NUMBER  
2303  
DATE  
03/25/2024  
SCALE  
1/8" = 1'-0"  
SHEET TITLE  
FINISH PLAN  
SCHEDULES & NOTES  
SHEET NUMBER  
A-7.1

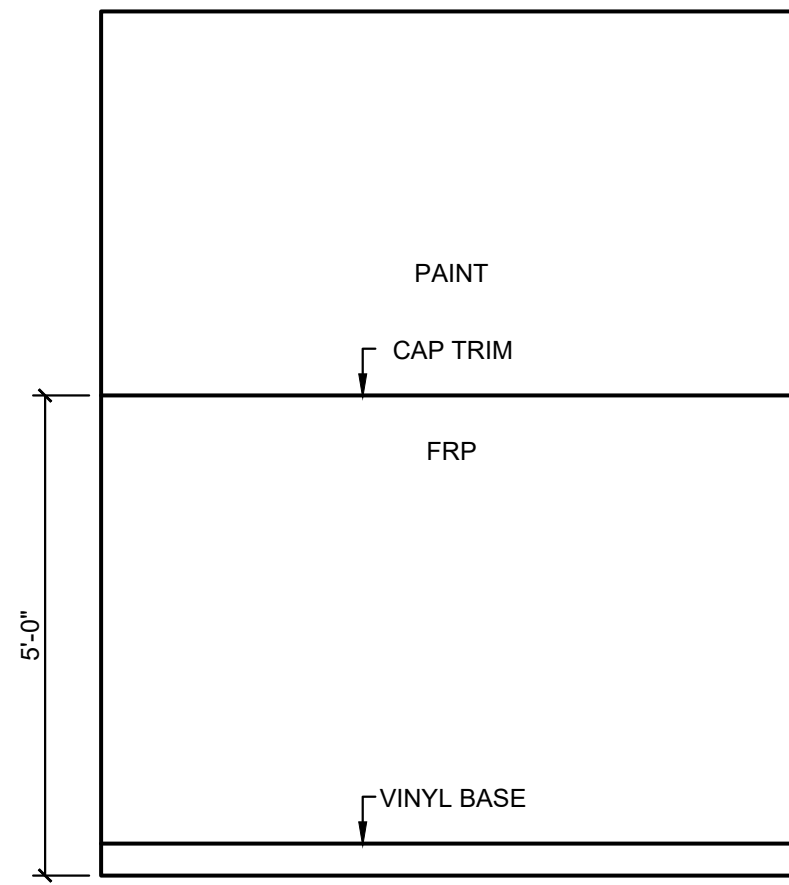




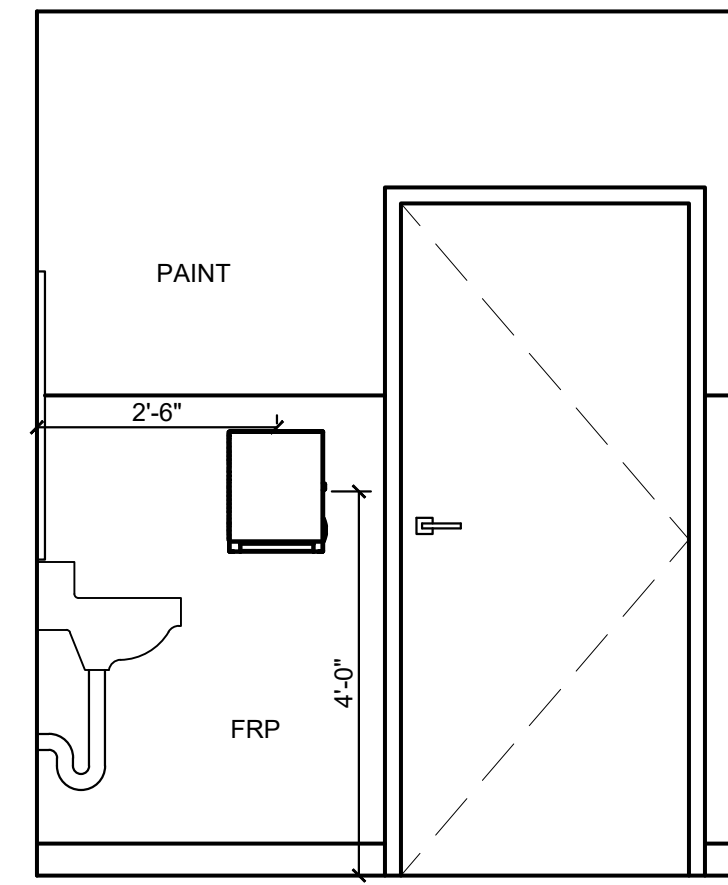
1 RR INTERIOR ELEV.  
A-7.2 SCALE: 1/2" = 1'-0"



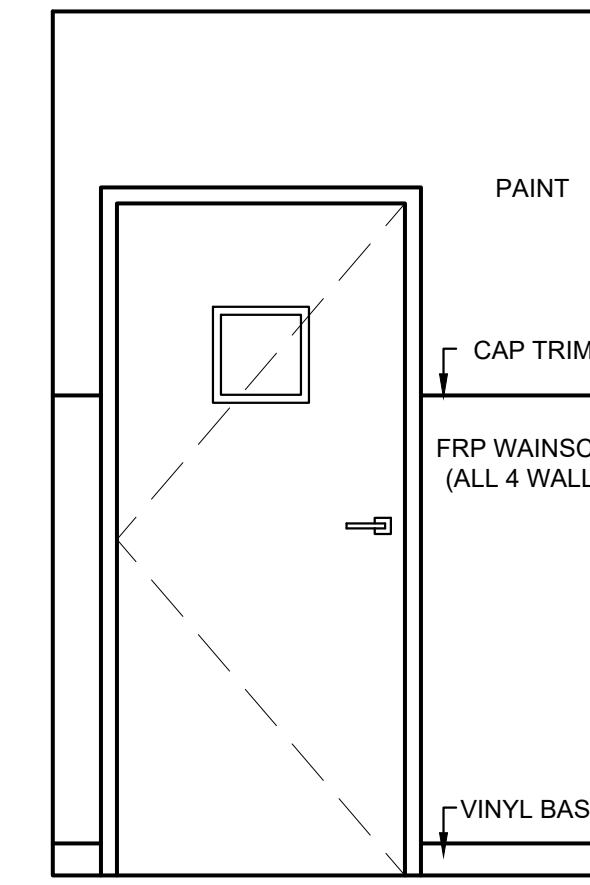
2 RR INTERIOR ELEV.  
A-7.2 SCALE: 1/2" = 1'-0"



3 RR INTERIOR ELEV.  
A-7.2 SCALE: 1/2" = 1'-0"



4 RR INTERIOR ELEV.  
A-7.2 SCALE: 1/2" = 1'-0"



5 SENSORY INT. ELEV.  
A-7.2 SCALE: 1/2" = 1'-0"

**CONSTRUCTION NOTES:**


- CLASSROOM (WINDOW WALLS): G.C. TO PROVIDE/INSTALL WINDOW SHADES AND NEW CABINET DOOR FRONTS.
- CLASSROOM (MOVEABLE PARTITION WALLS): G.C. TO DEMO EXISTING WALLS AND INSTALL NEW STRUCTURAL SUPPORT FOR MOVEABLE PARTITIONS. SEE FINISH SCHEDULE FOR MANUFACTURER AND FINISH.

REVISIONS	
NO.	DATE

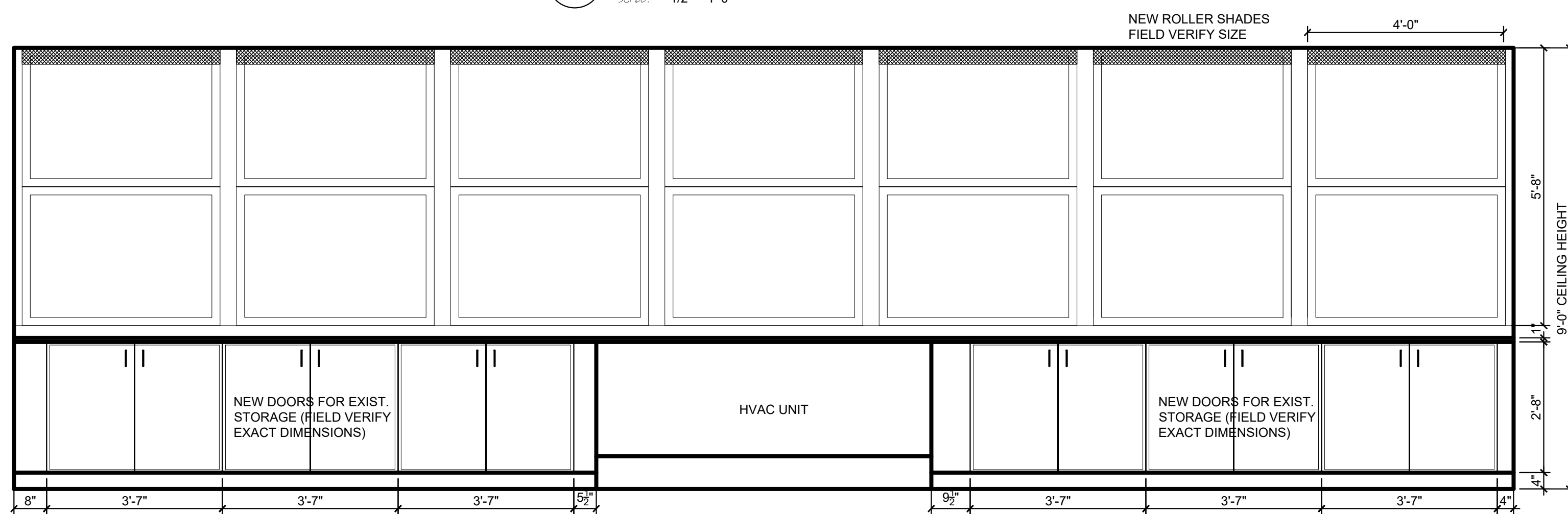


CERTIFIED BY  
A. JUKES  
DRAWN BY  
AJ / DC  
CHECKED BY  
DS / AJ

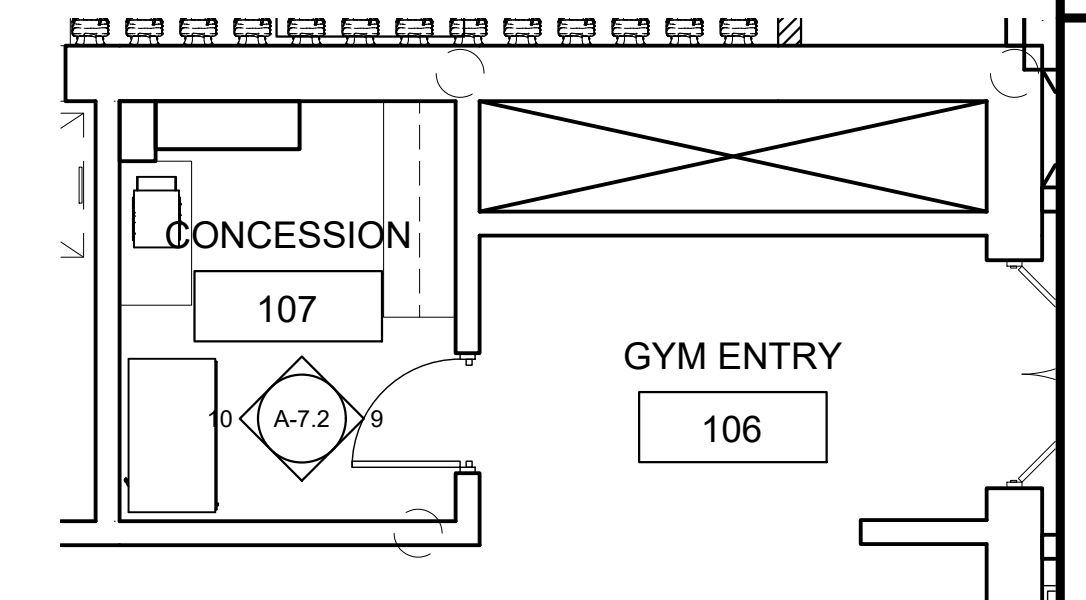
**Sanders and Associates, Inc.**  
ARCHITECTS  
400 SOUTH 7TH STREET, TERRE HAUTE, INDIANA 47607 PHONE (812) 232-0505



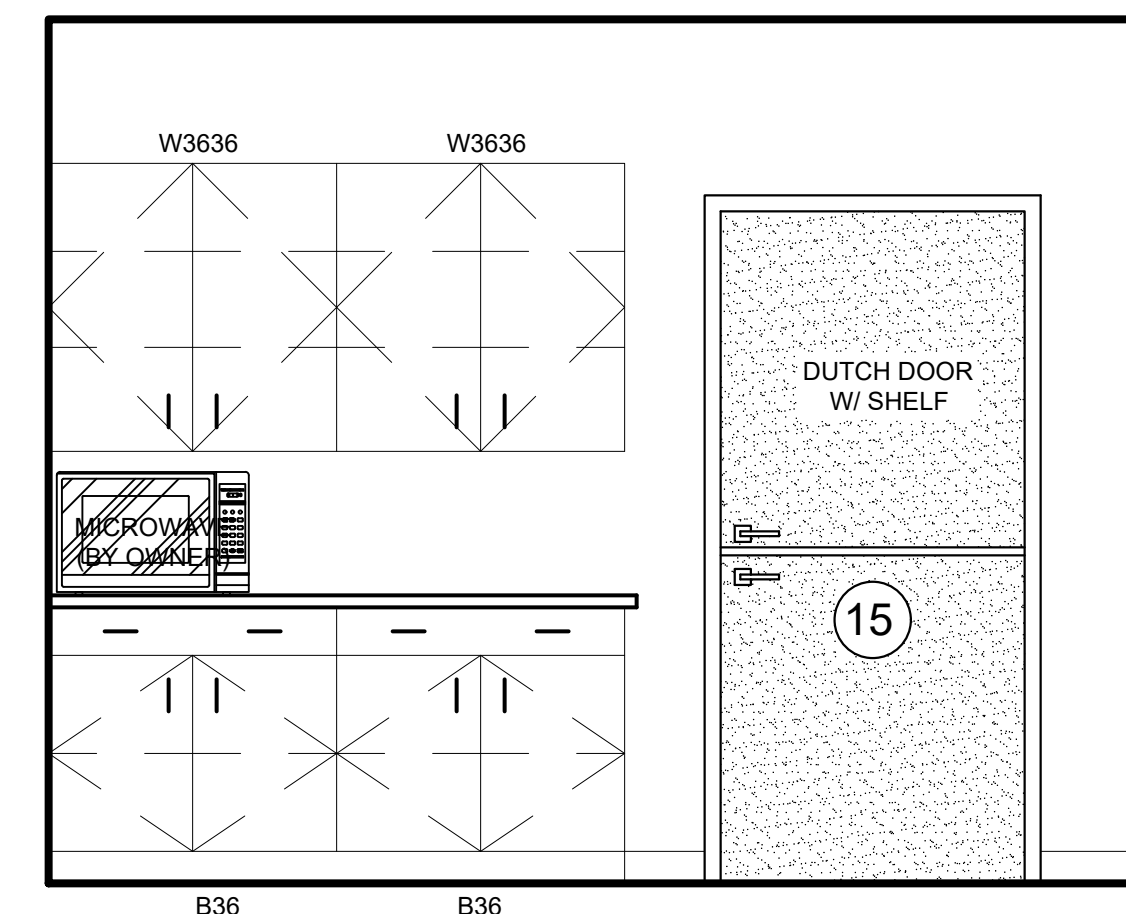
6 TYP. MOVEABLE PARTITION ELEVATION  
A-7.2 SCALE: 1/2" = 1'-0"



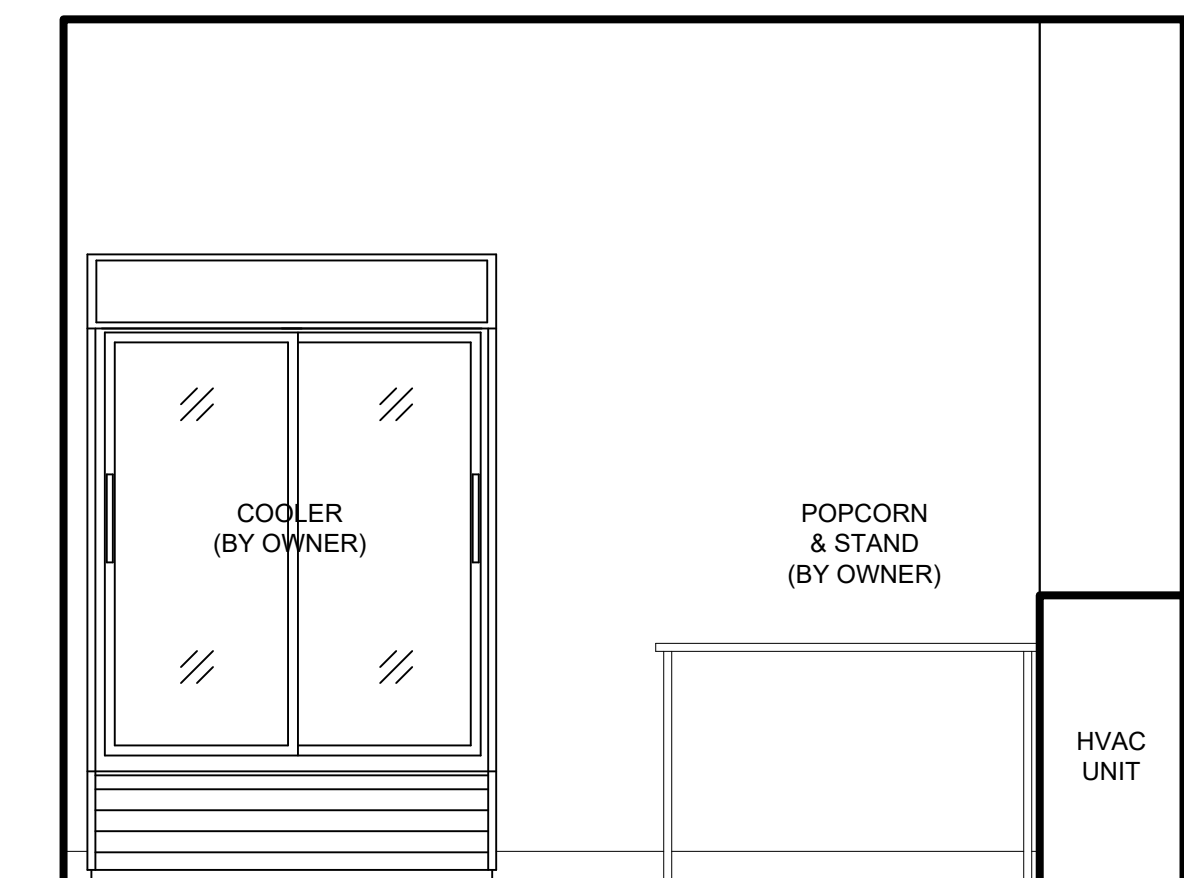
7 TYP. CLASSROOM ELEVATION  
A-7.2 SCALE: 1/2" = 1'-0"



8 CONCESSION PLAN  
A-7.2 SCALE: 3/16" = 1'-0"



9 EAST CONCESSION ELEVATION  
A-7.2 SCALE: 1/2" = 1'-0"

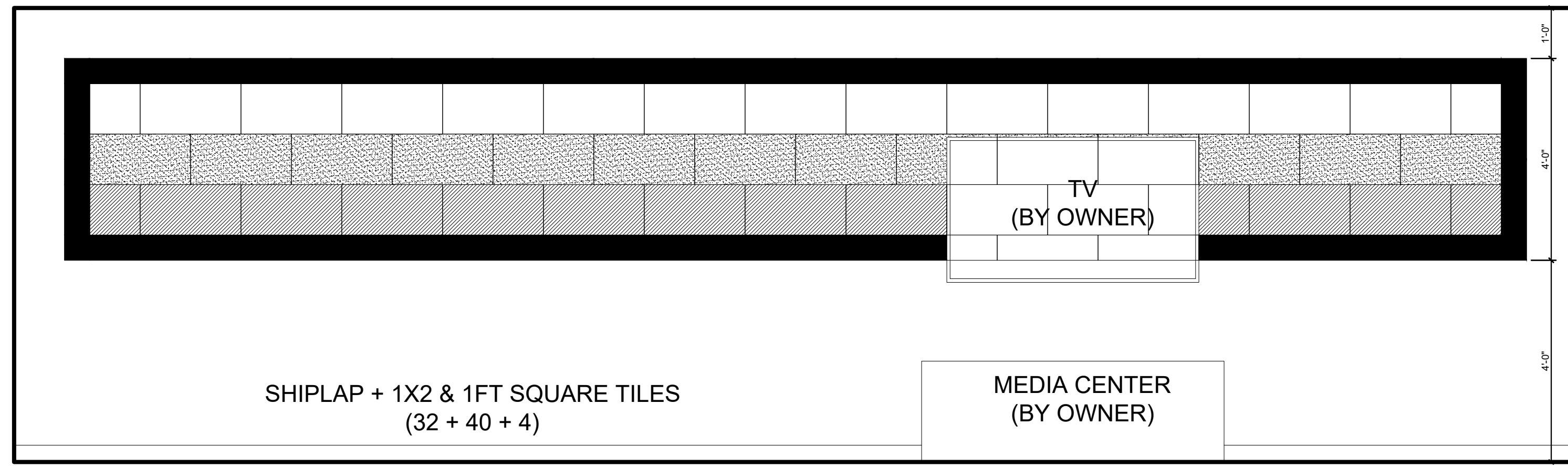


10 WEST CONCESSION ELEVATION  
A-7.2 SCALE: 1/2" = 1'-0"

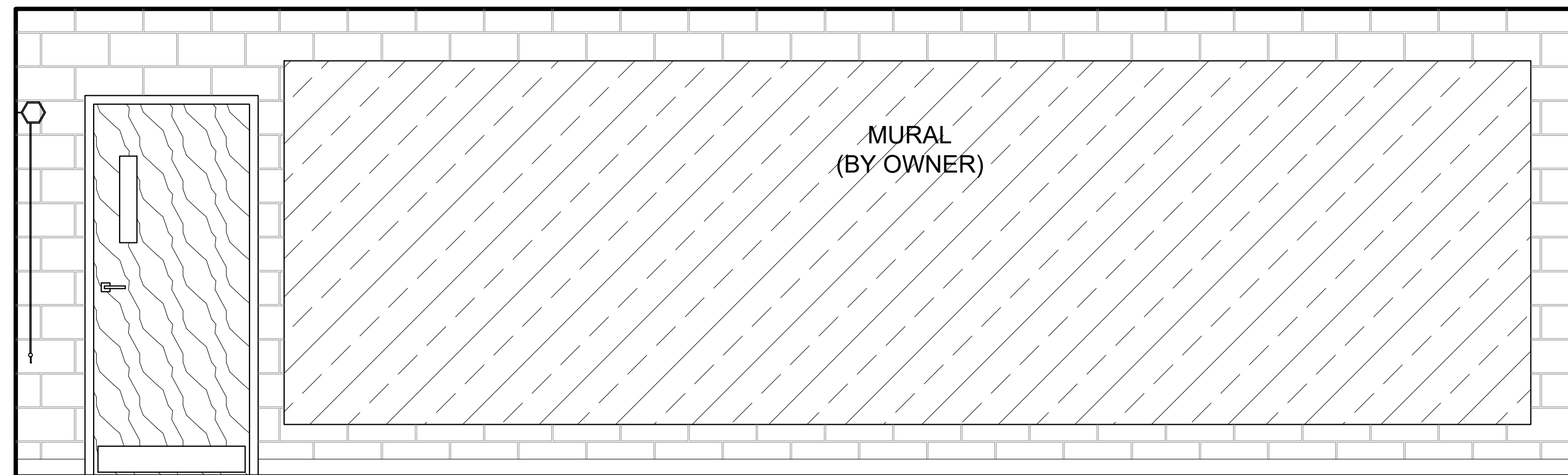
PROJECT  
**TERRE HAUTE BOYS & GIRLS CLUB RENOVATION**  
55 SOUTH BROWN AVENUE

JOB NUMBER	2303
DATE	03/25/2024
SCALE	1/2" = 1'-0"
SHEET TITLE	INTERIOR ELEVATIONS - TYPICAL

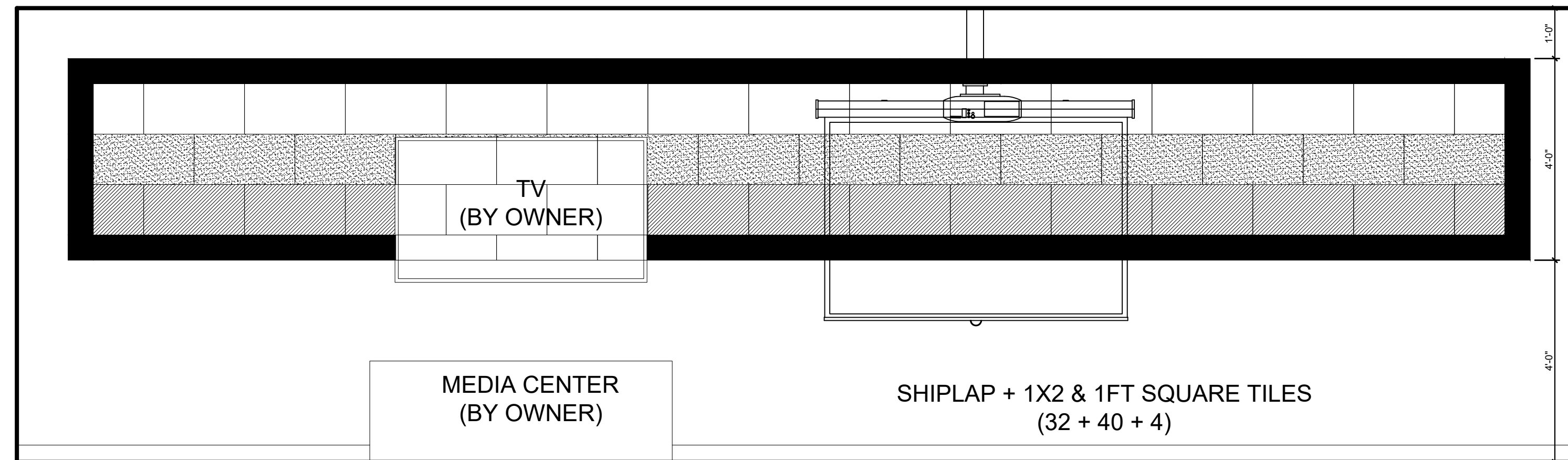
SHEET NUMBER  
**A-7.2**



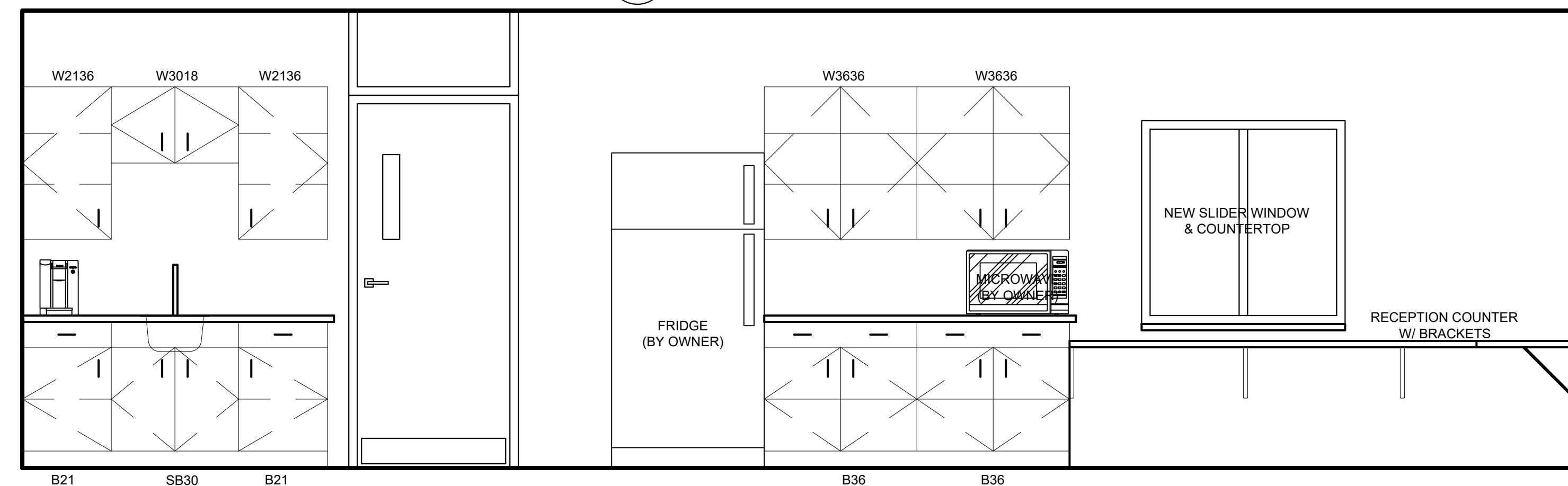
1 TEEN WEST INT. ELEVATION  
 A-7.3 SCALE: 1/2" = 1'-0"



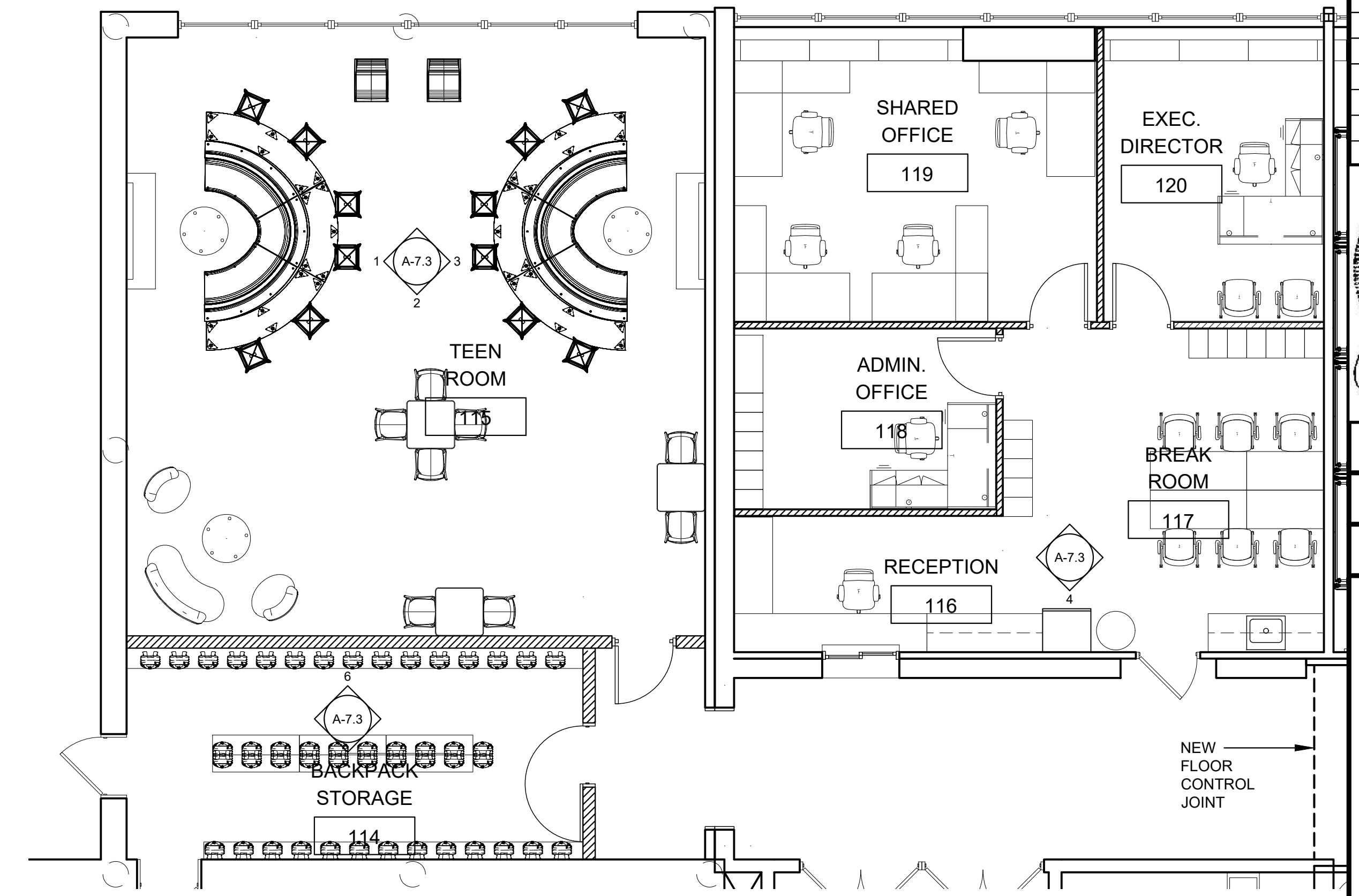
2 TEEN SOUTH INT. ELEVATION  
 A-7.3 SCALE: 1/2" = 1'-0"



3 TEEN EAST INT. ELEVATION  
 A-7.3 SCALE: 1/2" = 1'-0"



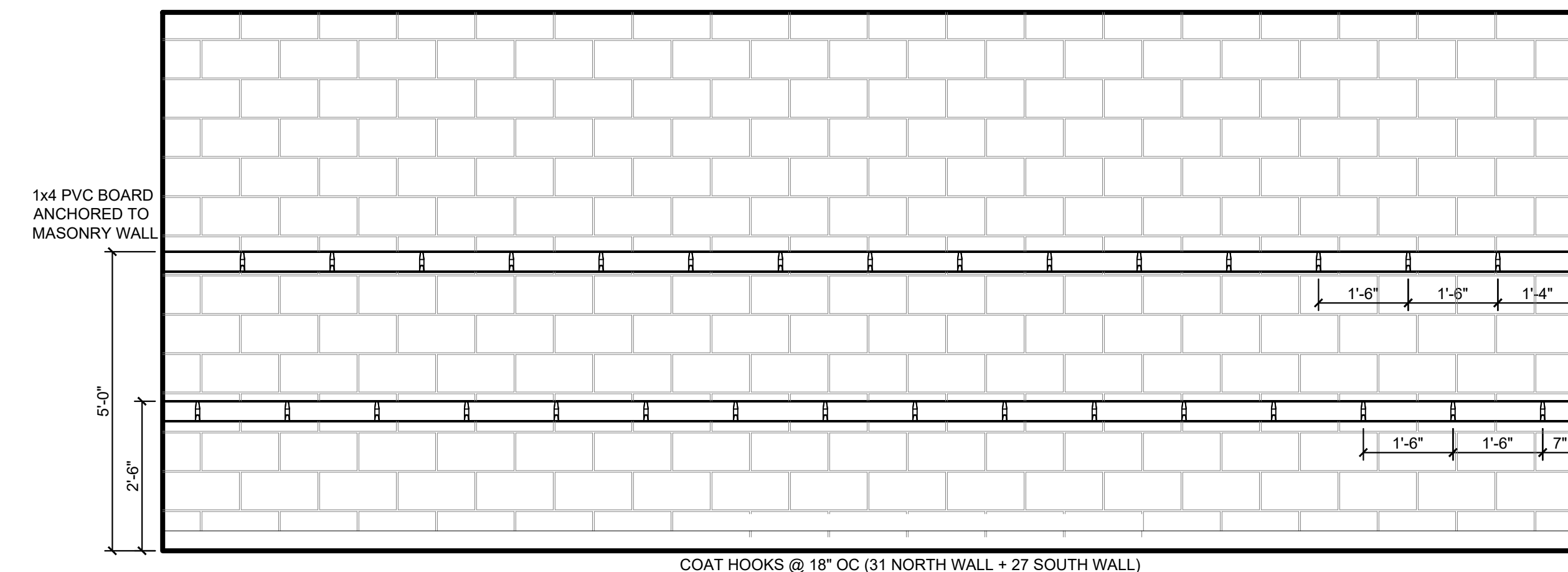
4 OFFICE INT. ELEVATION  
 A-7.3 SCALE: 1/2" = 1'-0"



5 TEEN & OFFICE FURNITURE PLAN  
 A-7.2 SCALE: 3/16" = 1'-0"

**CONSTRUCTION NOTES:**

- OFFICE: LOCKERS ARE TO BE RELOCATED FROM GYM STAFF ROOM & PAINTED PER FINISH SCHEDULE
- BACKPACK STORAGE: G.C. TO INSTALL DOUBLE ROW OF HOOKS ON NORTH AND SOUTH WALLS. CENTER STORAGE UNITS INCLUDED IN FURNITURE PACKAGE.
- ACOUSTIC FELT TILES ARE TO BE INSTALLED BY G.C. SEE FINISH SCHEDULE FOR TYPE/STYLE/COLORS.
- MURAL WALLS TO BE PAINTED WITH BASE COLOR BY G.C. MURAL ARTWORK TO BE COMPLETED BY OWNER.



6 BACKPACK STORAGE INT. ELEVATION  
 A-7.3 SCALE: 1/2" = 1'-0"

REVISIONS

NO.	DATE

AMANDA DEAN RAYMOND, INC.  
 REGISTERED ARCHITECT  
 No. 12100223  
 STATE OF INDIANA

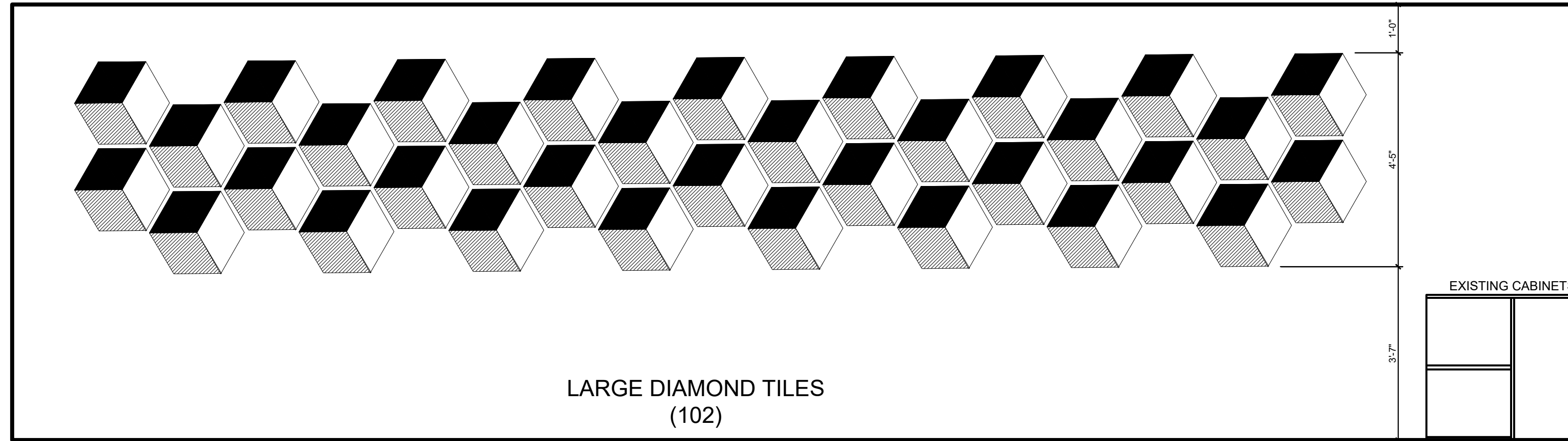
Amanda Jukes

CERTIFIED BY A. JUKES  
 DRAWN BY AJ/DC  
 CHECKED BY DS/AJ


Sanders and Associates, Inc.  
 400 SOUTH 7TH STREET, TERRE HAUTE, INDIANA 47607 PHONE (812) 232-0505

PROJECT  
**TERRE HAUTE BOYS & GIRLS CLUB RENOVATION**  
**55 SOUTH BROWN AVENUE**

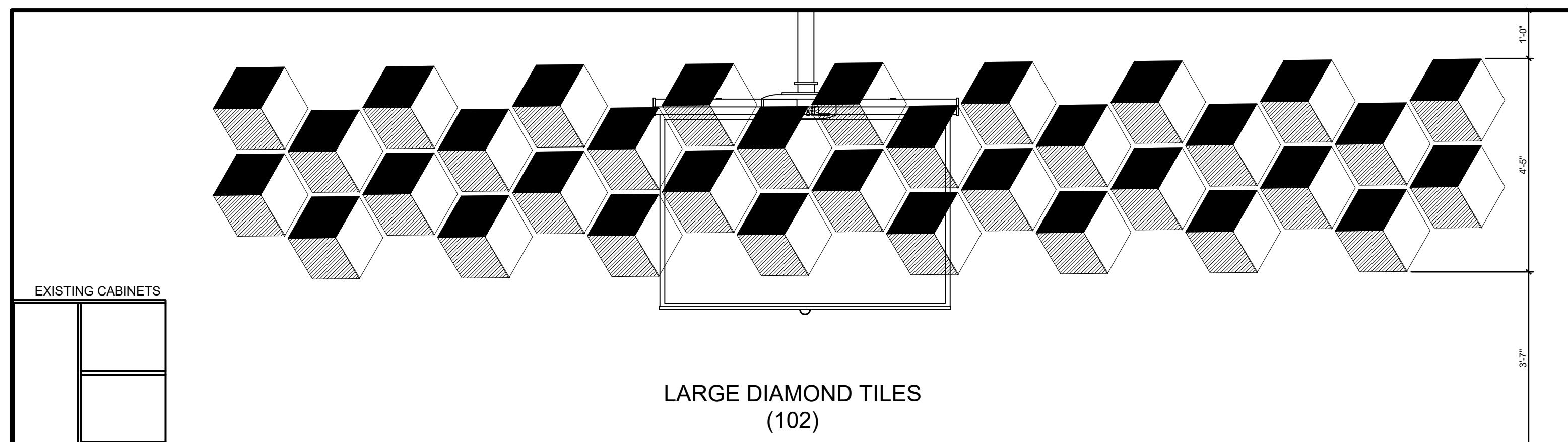
JOB NUMBER 2303  
 DATE 03/25/2024  
 SCALE 1/2" = 1'-0"  
 SHEET TITLE TEEN ROOM & OFFICE INTERIORS  
 SHEET NUMBER **A-7.3**



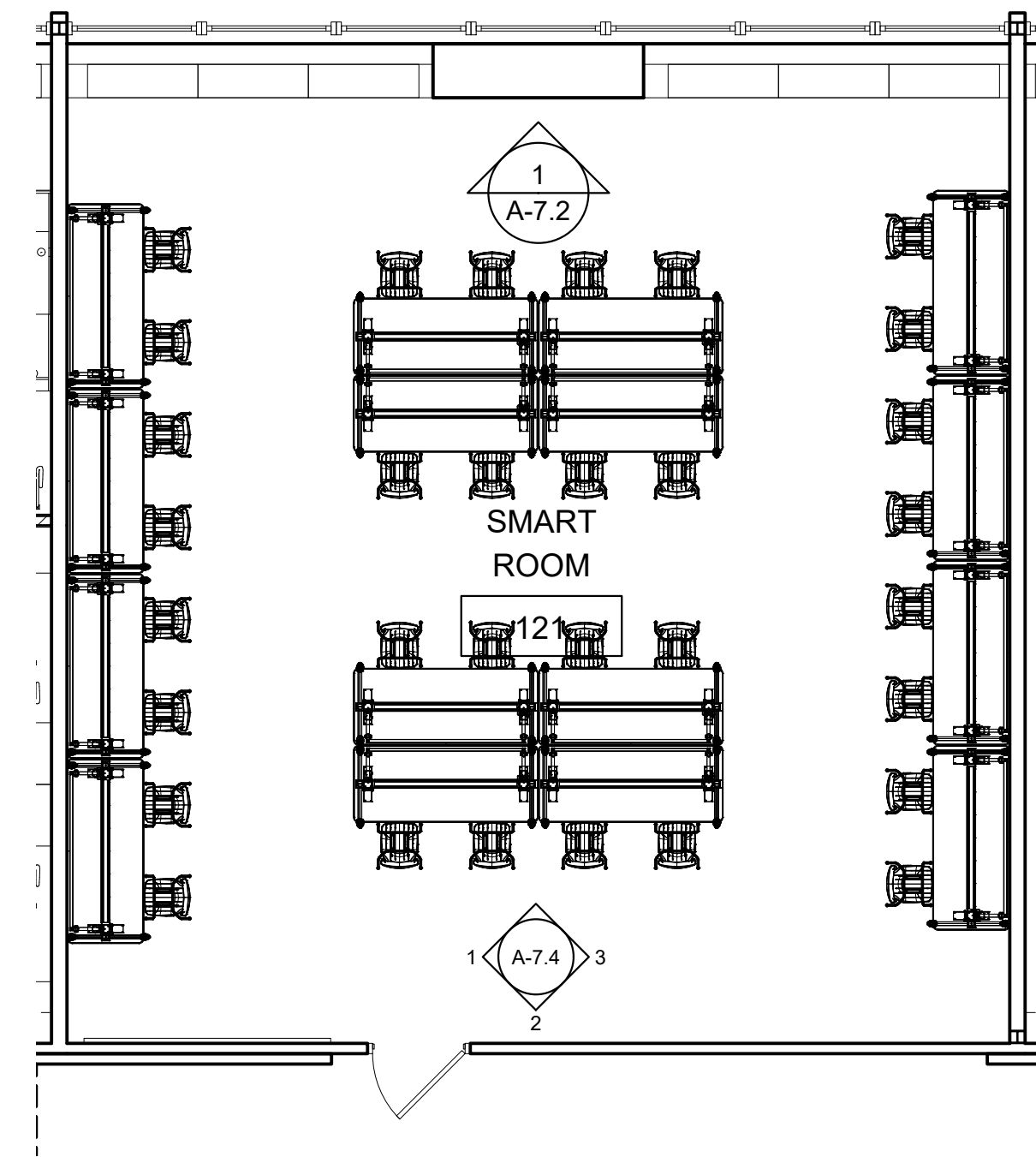
1 SMART WEST INT. ELEVATION  
A-7.4 SCALE: 1/2" = 1'-0"



2 SMART SOUTH INT. ELEVATION  
A-7.4 SCALE: 1/2" = 1'-0"




3 SMART EAST INT. ELEVATION  
A-7.4 SCALE: 1/2" = 1'-0"



4 SMART ROOM FURNITURE PLAN  
A-7.4 SCALE: 3/16" = 1'-0"

REVISIONS	
NO.	DATE



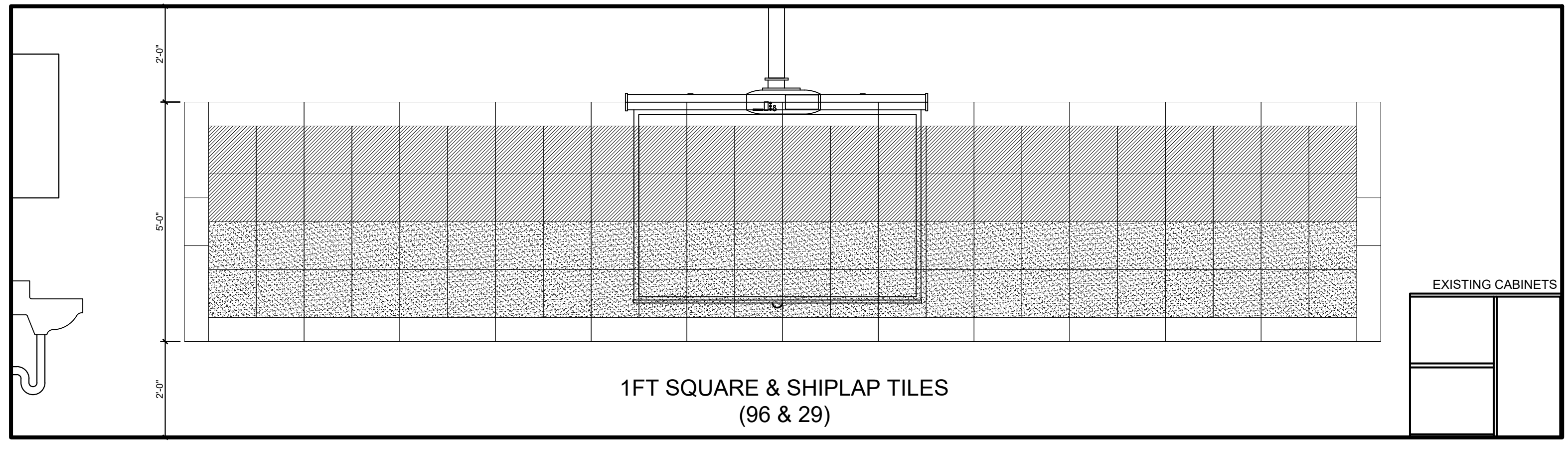
CERTIFIED BY  
A. JUKES  
DRAWN BY  
AJ / DC  
CHECKED BY  
DS / AJ

**Sanders and Associates, Inc.**  
400 SOUTH 7TH STREET, TERRE HAUTE, INDIANA 47607 PHONE (812) 232-0505

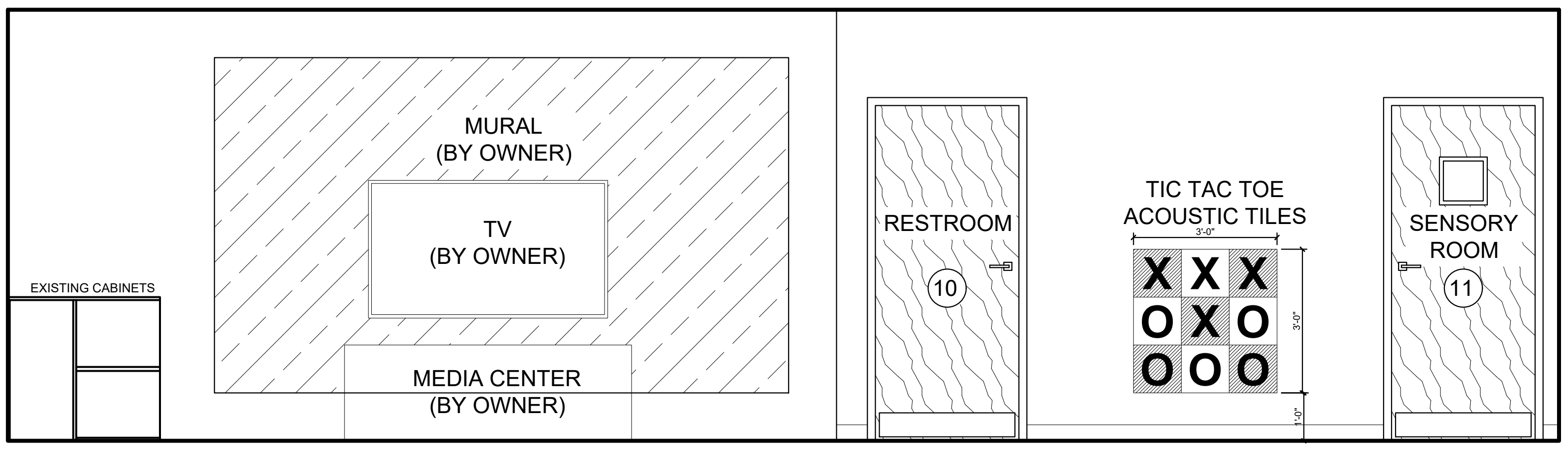
PROJECT  
**TERRE HAUTE BOYS & GIRLS  
CLUB RENOVATION  
55 SOUTH BROWN AVENUE**

JOB NUMBER  
2303  
DATE  
03/25/2024  
SCALE  
1/2" = 1'-0"  
SHEET TITLE  
SMART ROOM  
INTERIORS

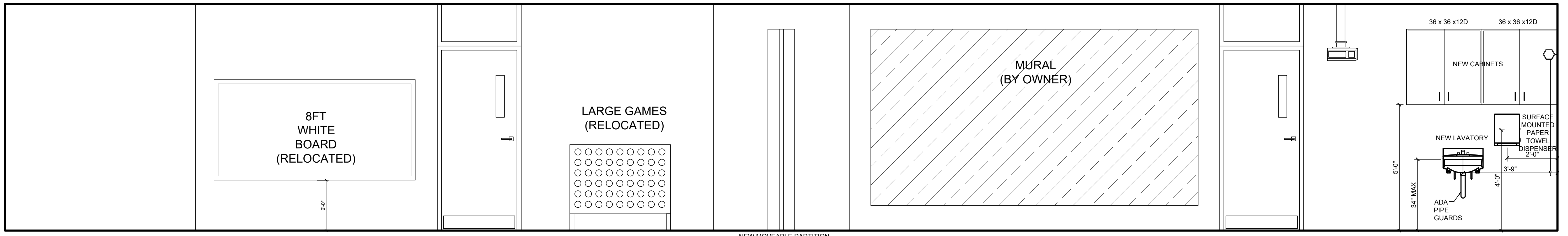
SHEET NUMBER  
**A-7.4**



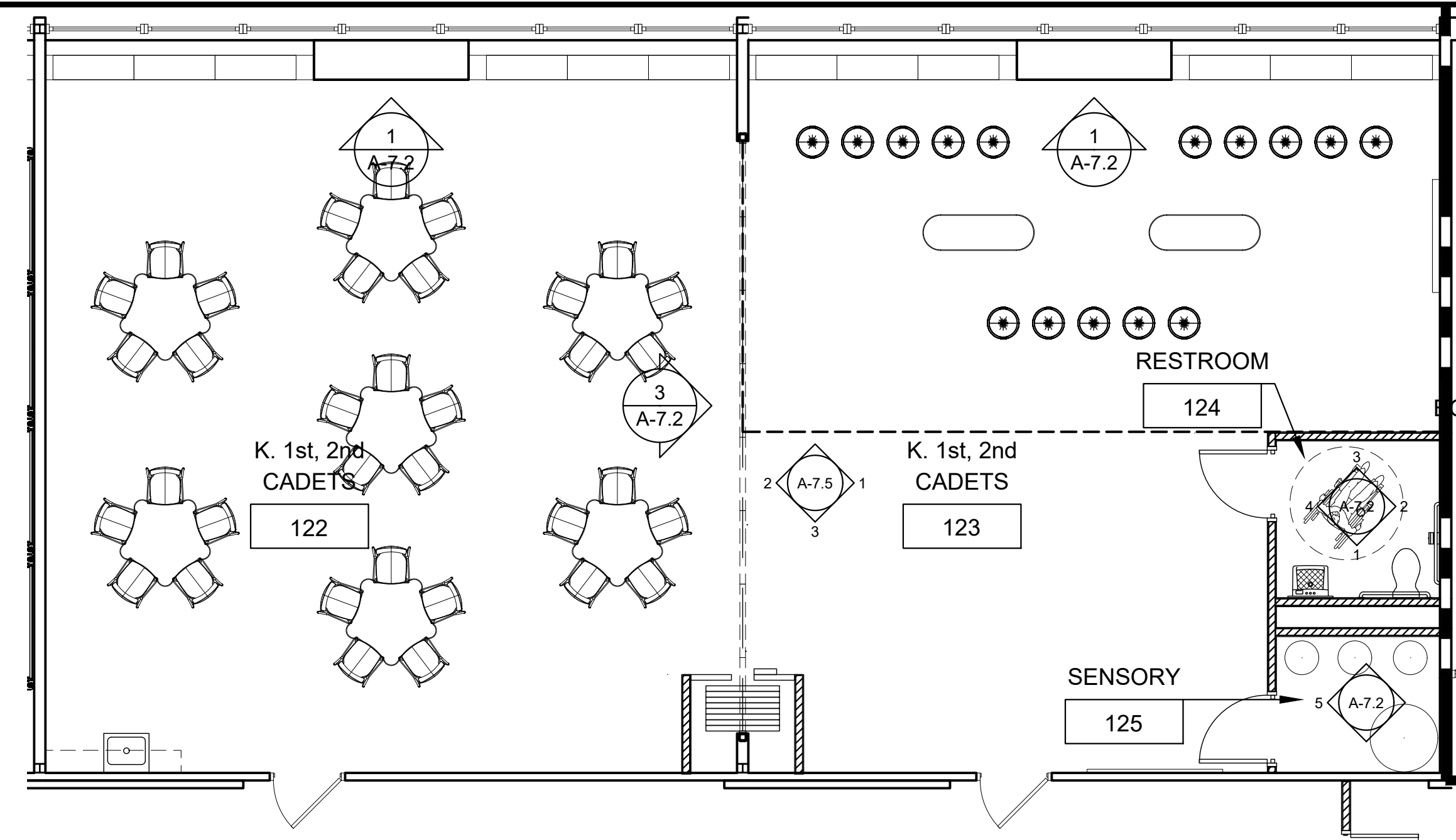
1 CADETS WEST INT. ELEVATION  
A-7.5 SCALE: 1/2" = 1'-0"



2 CADETS EAST INT. ELEVATION  
A-7.5 SCALE: 1/2" = 1'-0"




3 CADETS SOUTH INT. ELEVATION  
A-7.5 SCALE: 1/2" = 1'-0"



4 CADETS ROOM FURNITURE PLAN  
A-7.5 SCALE: 3/16" = 1'-0"

REVISIONS	
NO.	DATE



CERTIFIED BY  
A. JUKES

DRAWN BY  
AJ / DC

CHECKED BY  
DS / AJ

**Sanders and Associates, Inc.**  
ARCHITECTS

400 SOUTH 7TH STREET, TERRE HAUTE, INDIANA 47607 PHONE (812) 232-0505

PROJECT  
**TERRE HAUTE BOYS & GIRLS CLUB RENOVATION**  
55 SOUTH BROWN AVENUE

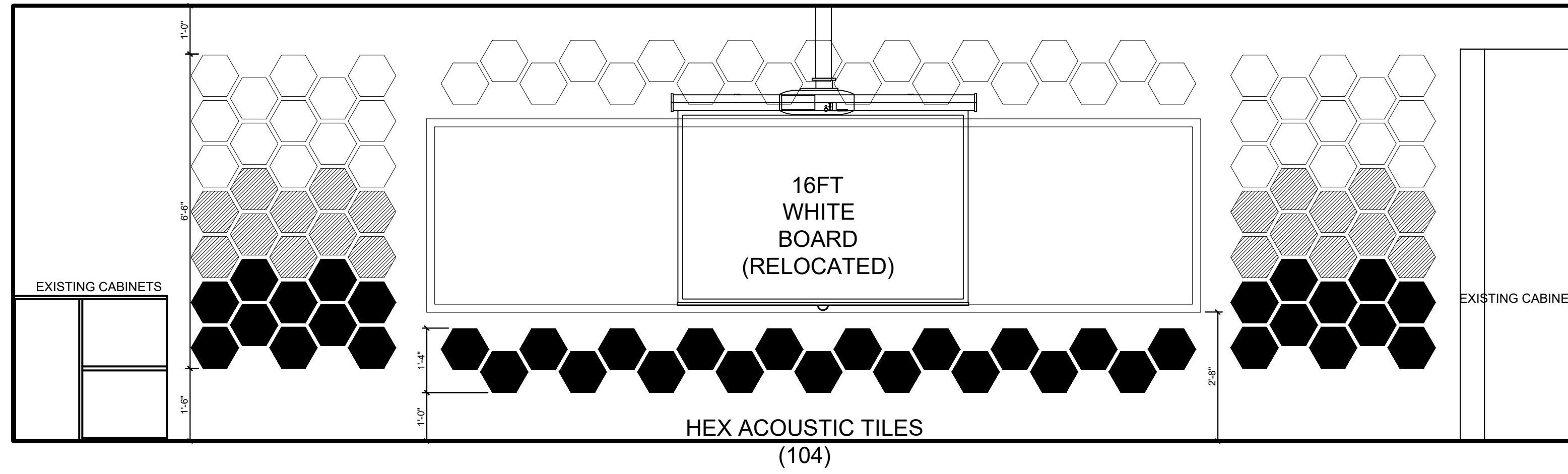
JOB NUMBER  
2303

DATE  
03/25/2024

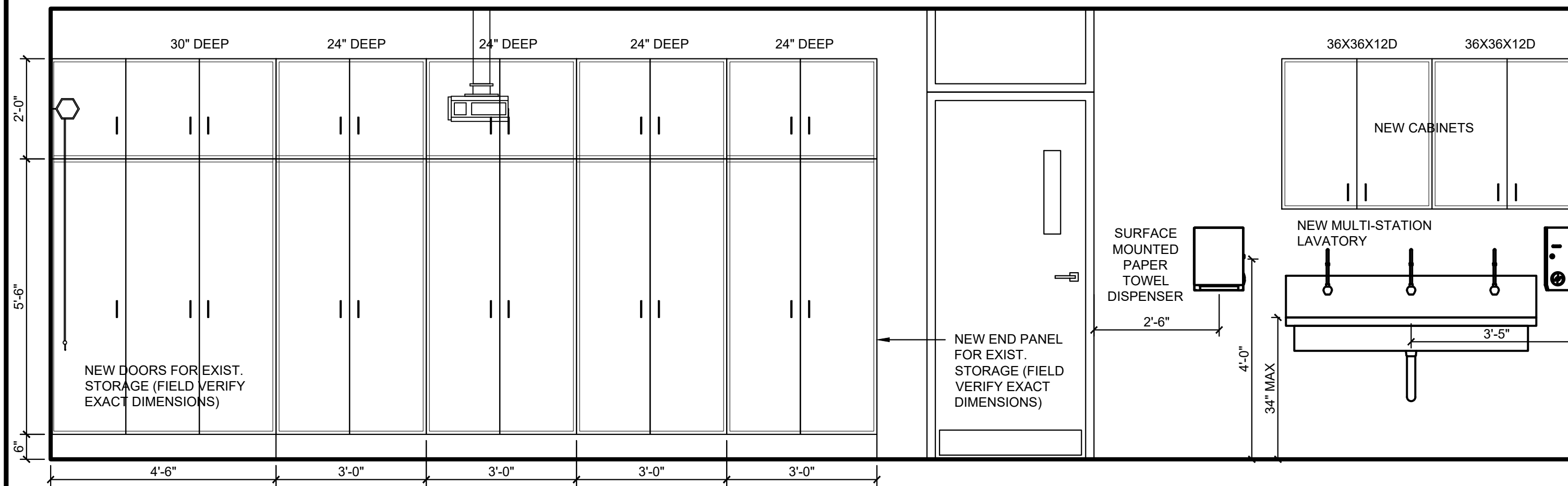
SCALE  
1/2" = 1'-0"

SHEET TITLE  
CADETS ROOM INTERIORS

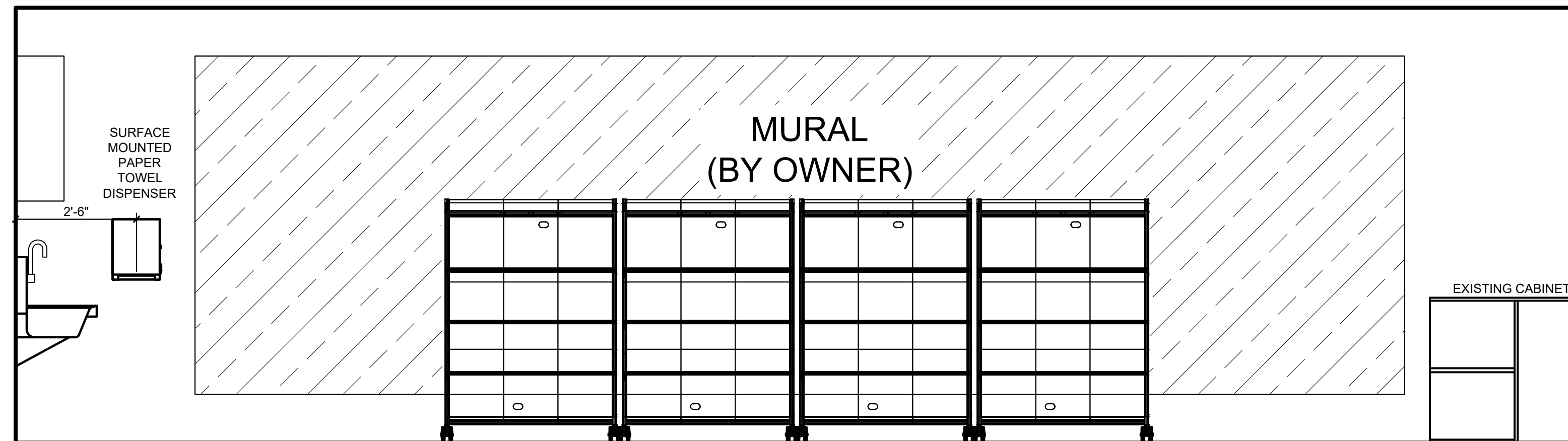
SHEET NUMBER  
**A-7.5**



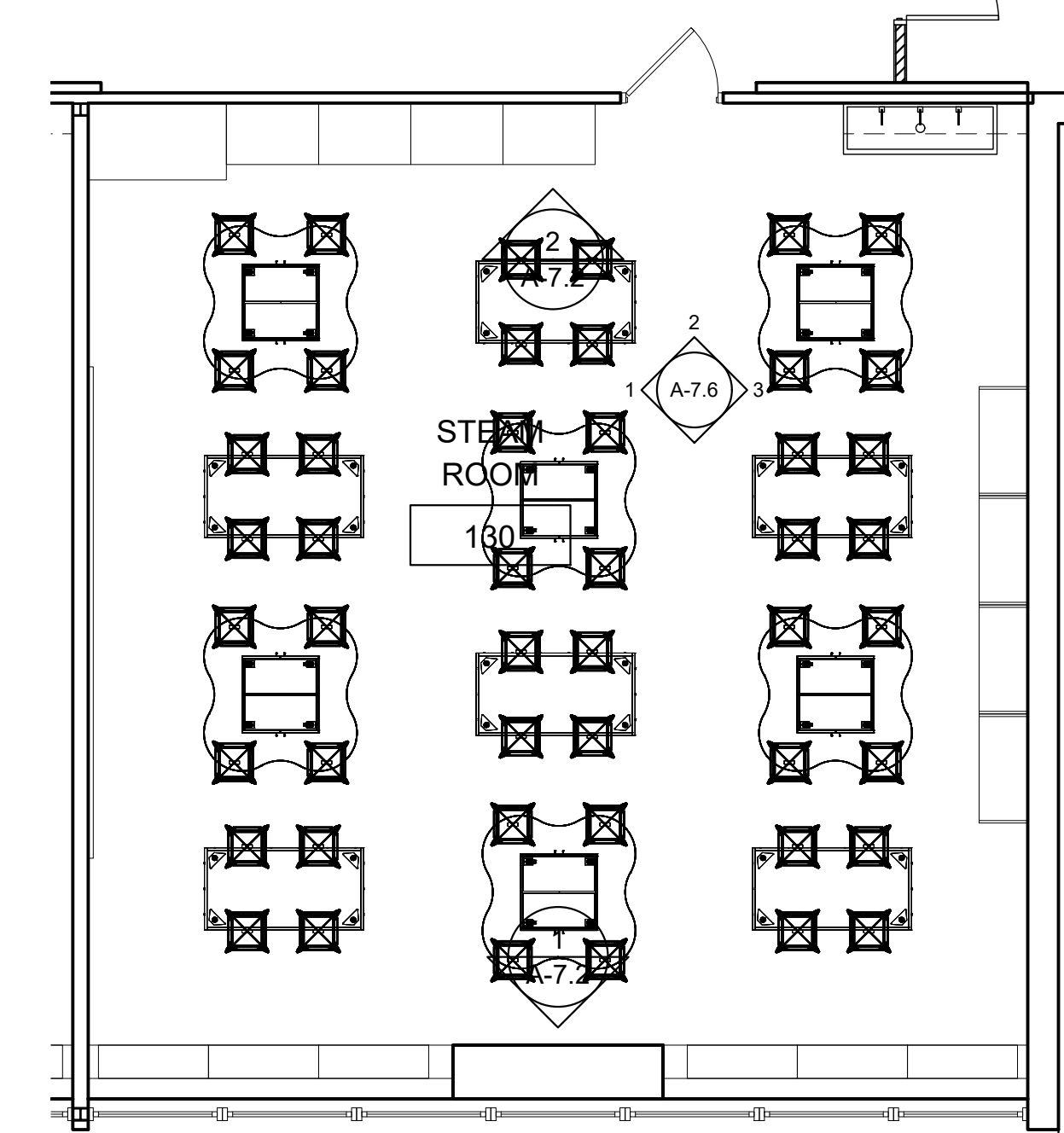
1 STEAM WEST INT. ELEVATION  
A-7.6 SCALE: 1/2" = 1'-0"



2 STEAM NORTH INT. ELEVATION  
A-7.6 SCALE: 1/2" = 1'-0"



3 STEAM EAST INT. ELEVATION  
A-7.6 SCALE: 1/2" = 1'-0"



4 STEAM ROOM FURNITURE PLAN  
A-7.6 SCALE: 3/16" = 1'-0"

REVISIONS	
NO.	DATE



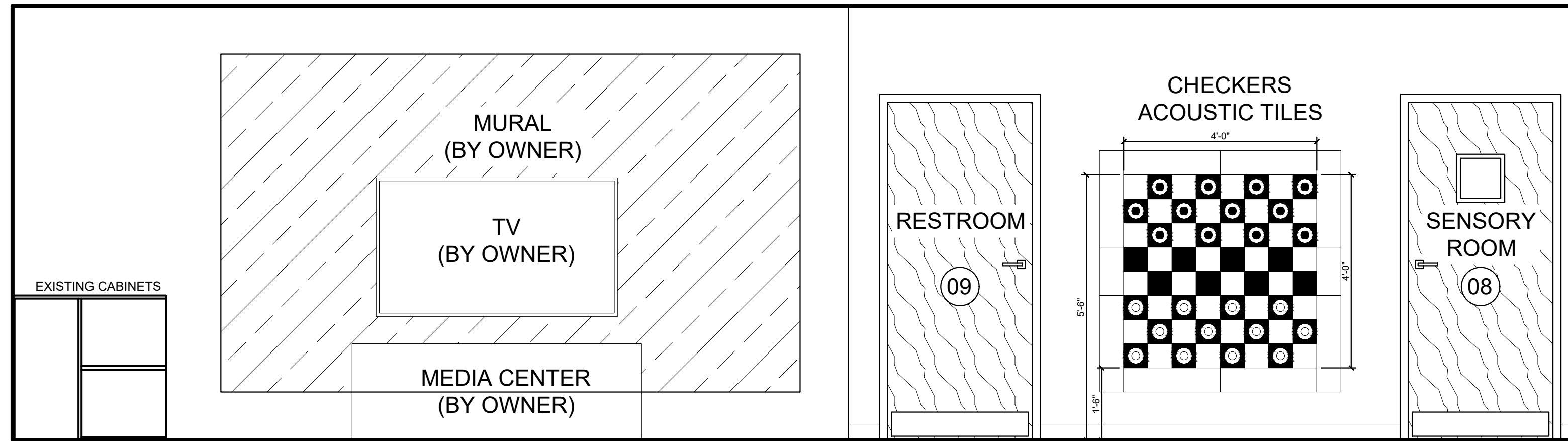
CERTIFIED BY  
A. JUKES  
DRAWN BY  
AJ / DC  
CHECKED BY  
DS / AJ

**Sanders and Associates, Inc.**  
ARCHITECTS  
400 SOUTH 7TH STREET, TERRE HAUTE, INDIANA 47607 PHONE (812) 232-5556

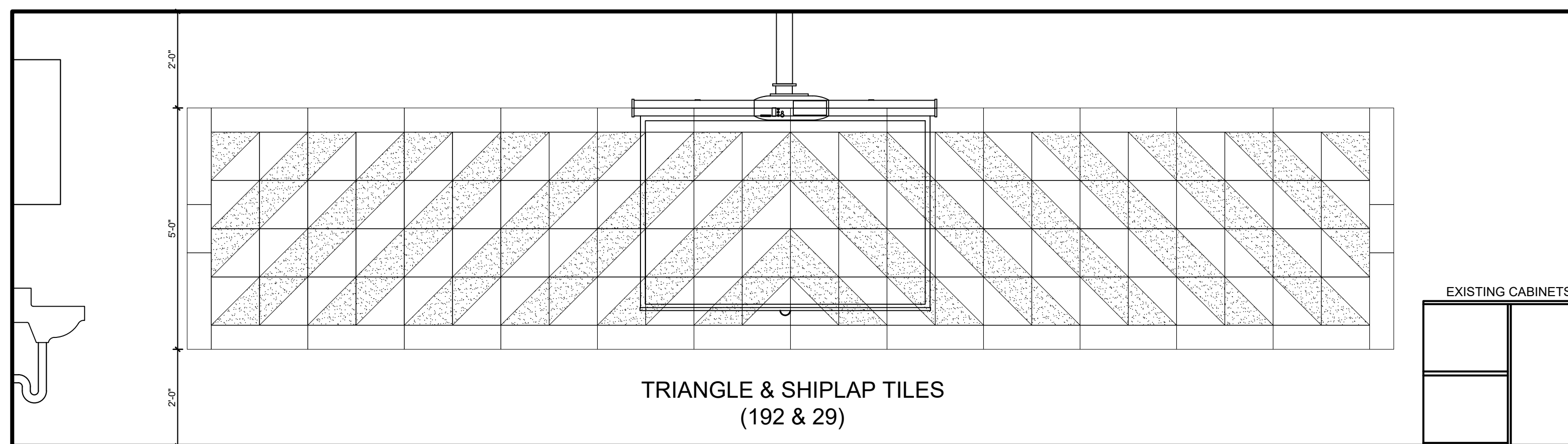
PROJECT  
**TERRE HAUTE BOYS & GIRLS  
CLUB RENOVATION  
55 SOUTH BROWN AVENUE**

JOB NUMBER  
2303  
DATE  
03/25/2024  
SCALE  
1/2" = 1'-0"  
SHEET TITLE  
STEAM ROOM  
INTERIORS

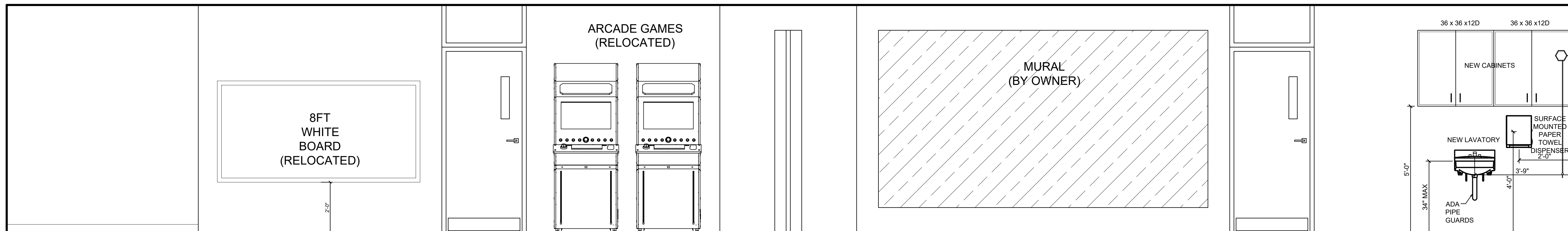
SHEET NUMBER  
**A-7.6**



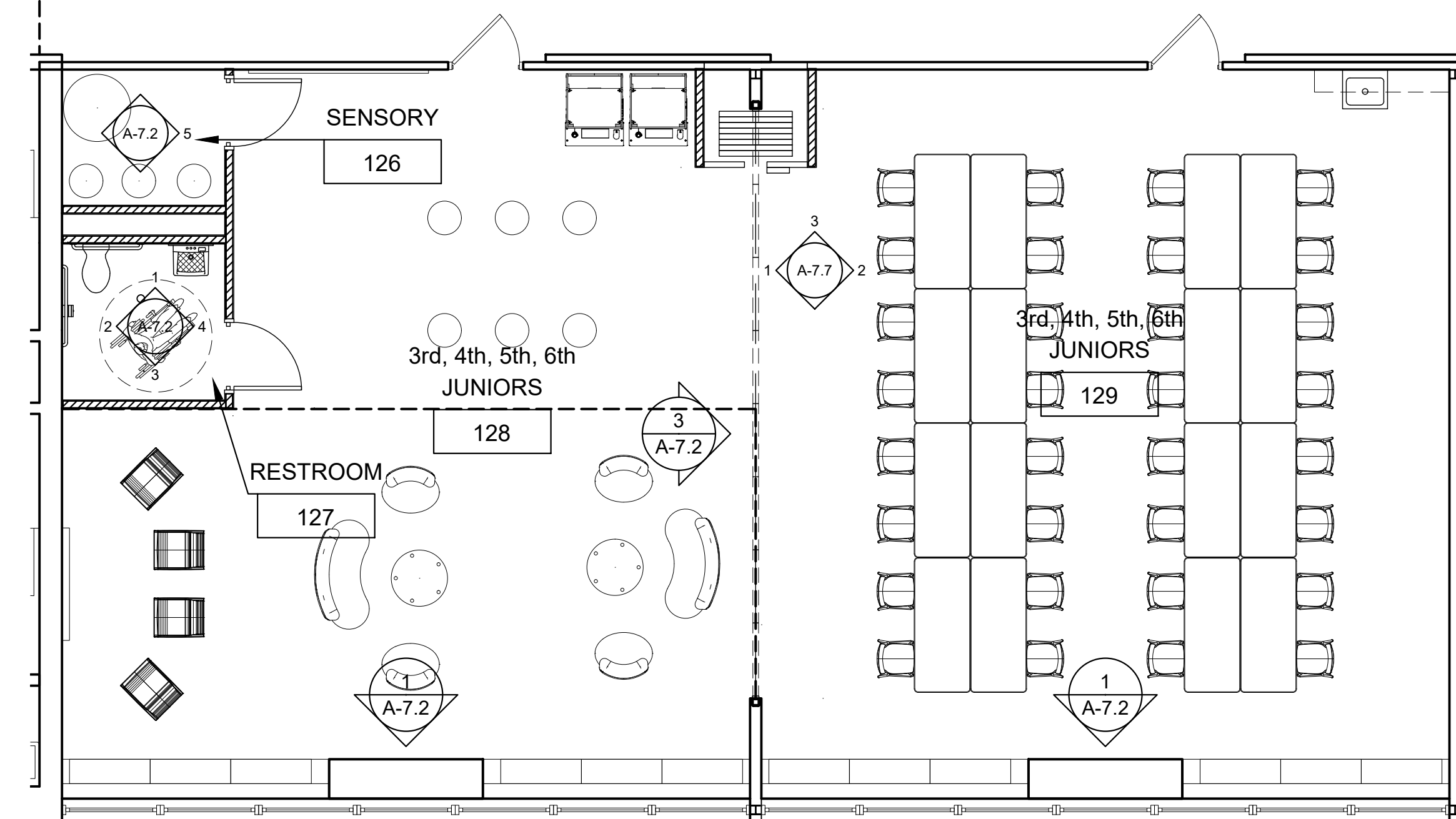
1 JUNIORS WEST INT. ELEVATION  
A-7.7 SCALE: 1/2" = 1'-0"



2 JUNIORS EAST INT. ELEVATION  
A-7.7 SCALE: 1/2" = 1'-0"



3 JUNIORS NORTH INT. ELEVATION  
A-7.7 SCALE: 1/2" = 1'-0"



4 JUNIORS ROOM FURNITURE PLAN  
A-7.7 SCALE: 3/16" = 1'-0"

REVISIONS	
NO.	DATE



CERTIFIED BY  
A. JUKES  
DRAWN BY  
AJ / DC  
CHECKED BY  
DS / AJ

**Sanders and Associates, Inc.**  
ARCHITECTS  
400 SOUTH 7TH STREET, TERRE HAUTE, INDIANA 47607 PHONE (812) 232-0505

PROJECT  
**TERRE HAUTE BOYS & GIRLS  
CLUB RENOVATION  
55 SOUTH BROWN AVENUE**

JOB NUMBER  
2303  
DATE  
03/25/2024  
SCALE  
1/2" = 1'-0"  
SHEET TITLE  
JUNIORS  
ROOM  
INTERIORS

SHEET NUMBER  
**A-7.7**

REVISIONS

NO.	DATE

AMANDA JEAN RAYMOND JUKES  
REGISTERED ARCHITECT  
No. 12100223  
STATE OF INDIANA  
ARCHITECT  
*Amanda Jukes*

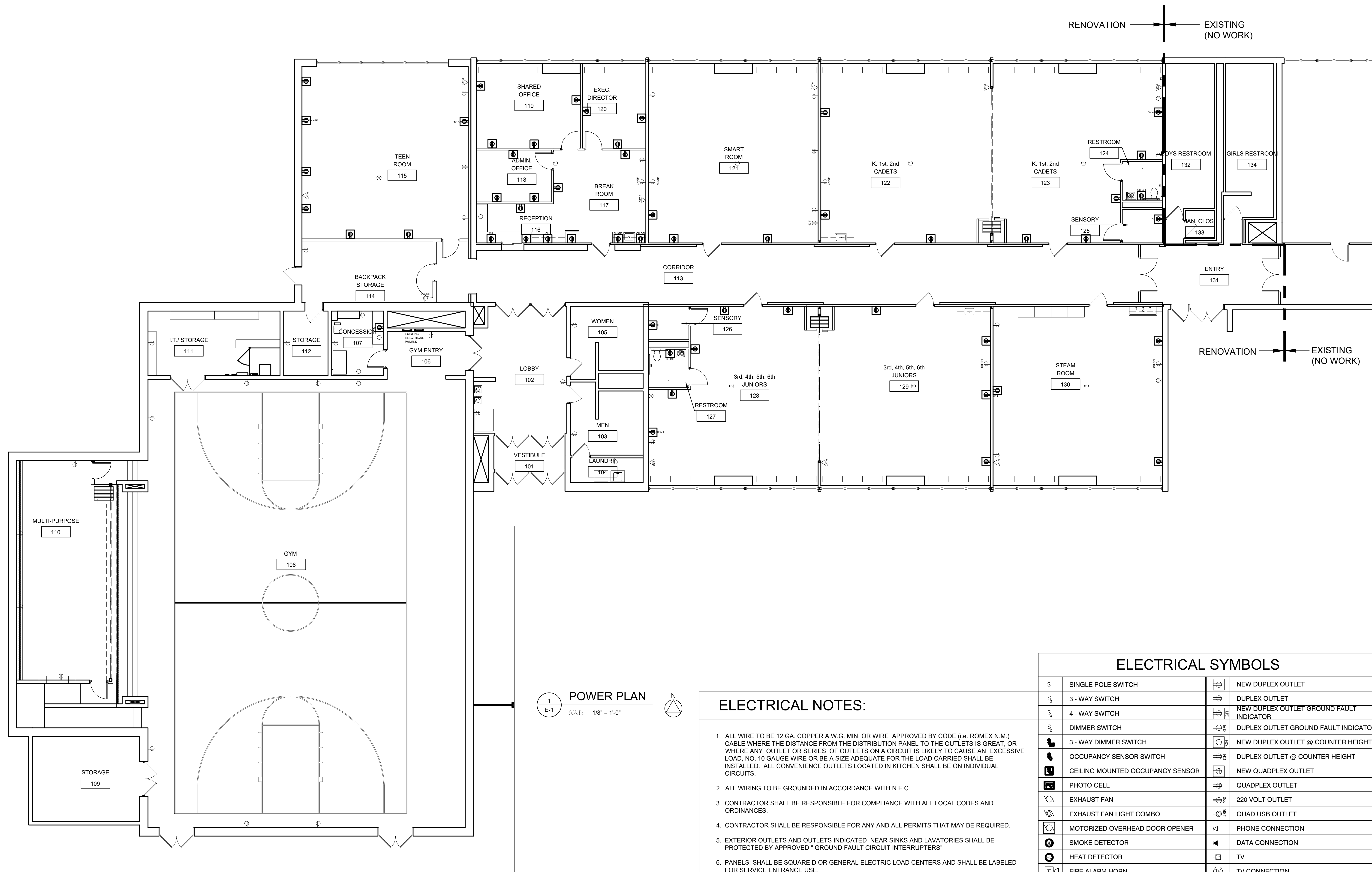
CERTIFIED BY  
A. JUKES  
DRAWN BY  
AJ/DC  
CHECKED BY  
DS/AJ

**Sanders and Associates, Inc.**  
400 SOUTH 7TH STREET, TERRE HAUTE, INDIANA 47607 PHONE (812) 232-0505

PROJECT  
**TERRE HAUTE BOYS & GIRLS CLUB RENOVATION**  
55 SOUTH BROWN AVENUE

JOB NUMBER  
2303  
DATE  
03/25/2024  
SCALE  
1/8" = 1'-0"  
SHEET TITLE  
POWER PLAN  
SHEET NUMBER  
**E-1**

RENOVATION ← | → EXISTING (NO WORK)



**POWER PLAN**  
SCALE: 1/8" = 1'-0"

**ELECTRICAL NOTES:**

- ALL WIRE TO BE 12 GA. COPPER A.W.G. MIN. OR WIRE APPROVED BY CODE (i.e. ROMEX N.M.) CABLE WHERE THE DISTANCE FROM THE DISTRIBUTION PANEL TO THE OUTLETS IS GREAT, OR WHERE ANY OUTLET OR SERIES OF OUTLETS ON A CIRCUIT IS LIKELY TO CAUSE AN EXCESSIVE LOAD, NO. 10 GAUGE WIRE OR BE A SIZE ADEQUATE FOR THE LOAD CARRIED SHALL BE INSTALLED. ALL CONVENIENCE OUTLETS LOCATED IN KITCHEN SHALL BE ON INDIVIDUAL CIRCUITS.
- ALL WIRING TO BE GROUNDED IN ACCORDANCE WITH N.E.C.
- CONTRACTOR SHALL BE RESPONSIBLE FOR COMPLIANCE WITH ALL LOCAL CODES AND ORDINANCES.
- CONTRACTOR SHALL BE RESPONSIBLE FOR ANY AND ALL PERMITS THAT MAY BE REQUIRED.
- EXTERIOR OUTLETS AND OUTLETS INDICATED NEAR SINKS AND LAVATORIES SHALL BE PROTECTED BY APPROVED "GROUND FAULT CIRCUIT INTERRUPTERS"
- PANELS: SHALL BE SQUARE D OR GENERAL ELECTRIC LOAD CENTERS AND SHALL BE LABELED FOR SERVICE ENTRANCE USE.
- LIGHTING FIXTURES PER LIGHTING FIXTURE SCHEDULE; TO BE INSTALLED WITH COMPLETE COMPLEMENT OF LAMPS.
- ALL ELECTRICAL RECEPTACLES SHALL BE INSTALLED AT + 15" AFF TO BOTTOM UNLESS OTHERWISE NOTED. WHERE OTHERWISE NOTED DIMENSION IS TO BOTTOM OF ELECTRICAL BOX. ALL RECEPTACLES SHALL BE OF STANDARD MAKE, COMPOSITION BODY, FLUSH DUPLEX CONSTRUCTION. ALL EXTERIOR RECEPTACLES SHALL BE WATERPROOF TYPE.
- ELECTRICAL CONTRACTOR SHALL ROUGH IN AND FINISH FOR ALL TELEPHONE, TV & COMPUTER OUTLETS AS PER DRAWINGS, MATERIAL AND LABOR BY OTHERS.
- HVAC WIRING: ALL CONTROL EQUIPMENT FURNISHED WITH HVAC EQUIPMENT TO BE WIRED BY ELECTRICAL CONTRACTOR.

**ELECTRICAL SYMBOLS**

⊠	SINGLE POLE SWITCH	⊠	NEW DUPLEX OUTLET
⊠	3 - WAY SWITCH	⊠	DUPLEX OUTLET
⊠	4 - WAY SWITCH	⊠	NEW DUPLEX OUTLET GROUND FAULT INDICATOR
⊠	DIMMER SWITCH	⊠	DUPLEX OUTLET GROUND FAULT INDICATOR
⊠	3 - WAY DIMMER SWITCH	⊠	NEW DUPLEX OUTLET @ COUNTER HEIGHT
⊠	OCCUPANCY SENSOR SWITCH	⊠	DUPLEX OUTLET @ COUNTER HEIGHT
⊠	CEILING MOUNTED OCCUPANCY SENSOR	⊠	NEW QUADPLEX OUTLET
⊠	PHOTO CELL	⊠	QUADPLEX OUTLET
⊠	EXHAUST FAN	⊠	220 VOLT OUTLET
⊠	EXHAUST FAN LIGHT COMBO	⊠	QUAD USB OUTLET
⊠	MOTORIZED OVERHEAD DOOR OPENER	⊠	PHONE CONNECTION
⊠	SMOKE DETECTOR	⊠	DATA CONNECTION
⊠	HEAT DETECTOR	⊠	TV
⊠	FIRE ALARM HORN	⊠	TV CONNECTION
⊠	FIRE ALARM STROBE	⊠	SPEAKER
⊠	FIRE ALARM STROBE & HORN	⊠	BELL
⊠	DOORBELL TRANSFORMER		
⊠	DOORBELL PUSH BUTTON		

⊠ ⊠ ⊠ ⊠ ⊠  
DUPLEX GFI DUPLEX QUADPLEX 220 VOLT APPLIANCE QUAD USB

RENOVATION ← EXISTING (NO WORK)

REVISIONS

NO.	DATE

NEAT CLASS 138

AMANDA JEAN RAYMOND JUKES  
REGISTERED ARCHITECT  
No. 12100223  
STATE OF INDIANA

Amanda Jukes

CERTIFIED BY  
A. JUKES

DRAWN BY  
AJ / DC

CHECKED BY  
DS / AJ

**Sanders and Associates, Inc.**  
400 SOUTH 7TH STREET, TERRE HAUTE, INDIANA 47607 PHONE (812) 233-0505

PROJECT  
**TERRE HAUTE BOYS & GIRLS CLUB RENOVATION**  
55 SOUTH BROWN AVENUE

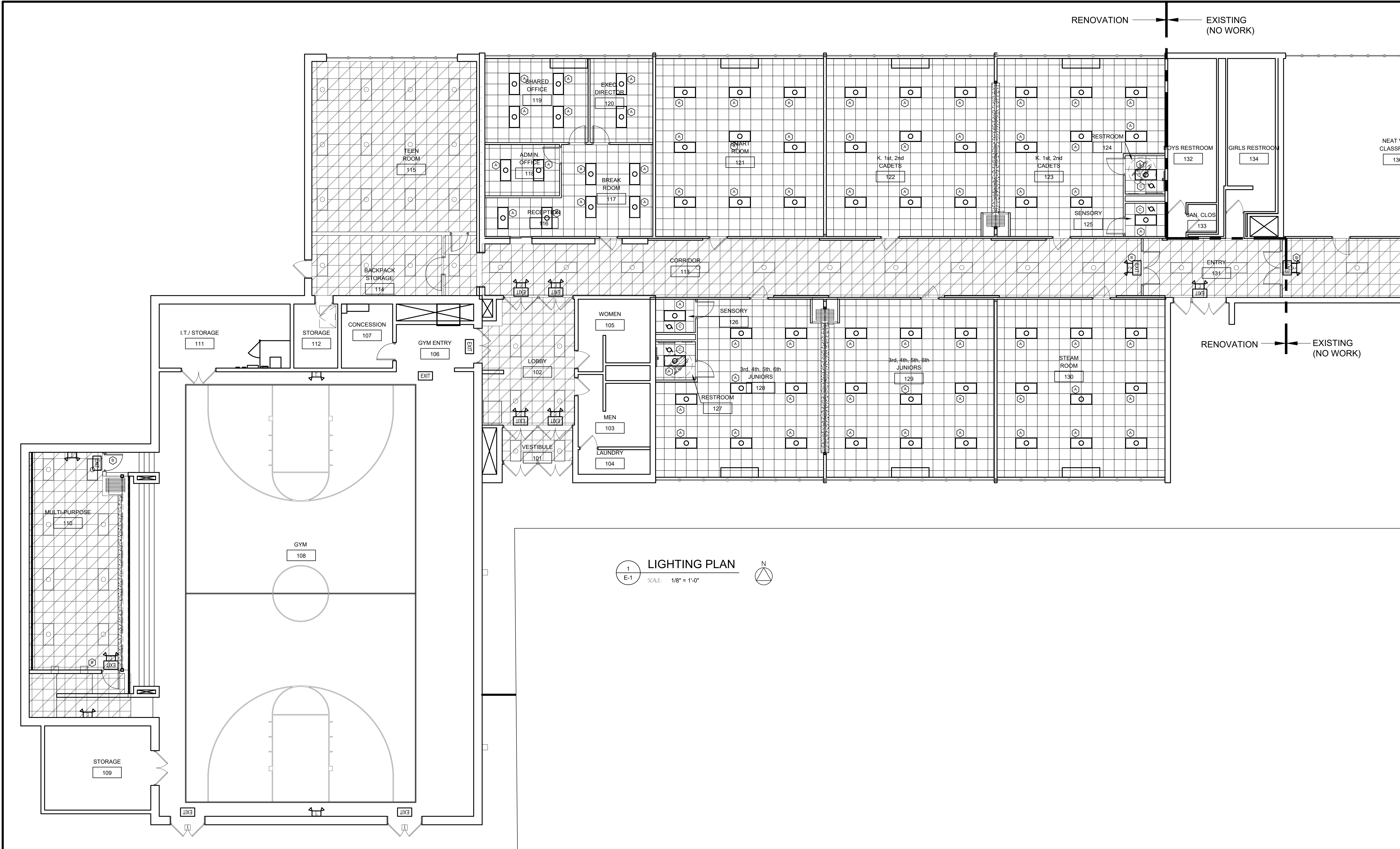
JOB NUMBER  
2303

DATE  
03/25/2024

SCALE  
1/8" = 1'-0"

SHEET TITLE  
LIGHTING PLAN

SHEET NUMBER  
**E-2**



1 LIGHTING PLAN  
E-1 SCALE: 1/8" = 1'-0" N

**LIGHTING NOTES: (ELECTRICAL)**

- EXIT ILLUMINATION AND EXIT SIGNS SHALL BE CONNECTED TO A SEPARATE EMERGENCY POWER SOURCE.
- EXTERIOR EGRESS LIGHTING FIXTURES SHALL BE PART OF THE EMERGENCY LIGHTING SYSTEM
- LOCATION OF THE DISCONNECTION MEANS FOR A SIGN SHALL BE WITHIN SIGHT OF THE SIGN OR OUTLINE LIGHTING SYSTEM THAT IT CONTROLS

**LIGHTING FIXTURE SCHEDULE**

TYPE	MANUFACTURER	CATALOG NO.	NO. REQ'D	MOUNTING	WATTS	REMARKS
(A)	LITHONIA LIGHTING	2GTL	70	RECESSED	55	2' X 4' LED TROFFER
(B)	LITHONIA LIGHTING	ECC EMERGENCY LIGHT	4	WALL-MOUNTED	5	EXIT LIGHT COMBO
(E)	BROAN	L100E	4	RECESSED	5	EXHAUST FAN



CIRCUIT BREAKER PANELBOARD SCHEDULE									
PANEL: C-1			VOLTAGE: 120/ 208V- 3 PHASE - 4W			SIZE: 400 AMP			
NO.	BRKR SIZE	BRKR POLE	DESCRIPTION		DESCRIPTION	BRKR POLE	BRKR SIZE	NO.	
1	20	1	LIGHTING WEST CORRIDOR		LIGHTING MUSIC ROOM	1	20	2	
3	20	1	LIGHTING GYM, LOBBY VESTIBULE, RESTROOMS		LIGHTING GYM STORAGE MEZZANINE	1	20	4	
5	20	1	STAGE, STEP LIGHTS		STAGE LIGHTING	1	20	6	
7	20	1	STAGE DIMMING, SPOTS		STAGE DIMMING, SPOTS	1	20	8	
9	20	1	STAGE DIMMING, SPOTS		STAGE DIMMING, SPOTS	1	20	10	
11	20	1	GYM LIGHTS WEST ROW		GYM LIGHTS WEST MIDDLE	1	20	12	
13	20	1	GYM LIGHTS EAST MIDDLE ROW		GYM LIGHTS EAST ROW	1	20	14	
15	20	1	GYM LIGHTS WEST ROW		GYM LIGHTS EAST ROW	1	20	16	
17	20	1	GYM LIGHTS EAST MIDDLE ROW		GYM LIGHTS EAST ROW	1	20	18	
19	XX	2	GYM RIGHT LIGHT			2	XX	20	
21								22	
23	20	1	EXIT LIGHTS GYM ASSEM		TV RECEPTACLES ROOMS 214, 216, 218	2	20	24	
25	20	1	TV RECEPTACLES RM 217, 215, 213			1	20	26	
27	40	2				1	20	28	
29					RECEPTACLES WOMENS RESTROOM	1	20	30	
31	20	1	RECEPTACLES MENS RESTROOM		RECEPTACLES GYM, VESTIBULE & OFFICE	1	20	32	
33	20	1	RECEPTACLES GYM OFFICE		RECEPTACLES NORTH GYM	1	20	34	
35	20	1	RECEPTACLES MEZZANINE		RECEPTACLES STAGE	1	20	36	
37	20	1				1	20	38	
39	40	2	STAGE DIMMING SPOTS			2	40	40	
41								42	

SUB-FEED "C-2) 3-POLE 200 AMP

CIRCUIT BREAKER PANELBOARD SCHEDULE											
PANEL: C-2			VOLTAGE: 120/ 208V- 3 PHASE - 4W			SIZE: 200 AMP					
NO.	BRKR SIZE	BRKR POLE	WIRE SIZE	DESCRIPTION	LOAD VA	LOAD VA	DESCRIPTION	WIRE SIZE	BRKR POLE	BRKR SIZE	NO.
1	20	1	00	CABINET UNIT HTR WEST END CORRIDOR	--	--	CABINET UNIT HEATER GYM LOBBY	00	1	20	2
3	20	1	00	CABINET HEATER GYM VESTIBULE	--	--		00	1	20	4
5	20	1	00		--	--		00	1	20	6
7	20	1	00	GYM SCOREBOARD	--	--	EXHAUST FAN GYM RESTROOMS	00	1	20	8
9	20	1	00	WATER FOUNTAIN RECEPTACLE	--	--	WASHER, DRYER	00	1	20	10
11	20	1	00	VENDING MACHINES	--	--		00	1	20	12
13	20	1	00	NW BASKETBALL GOAL MOTOR	--	--	SW BASKETBALL GOAL MOTOR	00	1	20	14
15	20	1	00	NE BASKETBALL GOAL MOTOR	--	--	SE BASKETBALL GOAL MOTOR	00	1	20	16
17	20	1	00		--	--	STAGE PROJECTION SCREEN	00	1	20	18
19	20	1	00	TEMP CONTROL PANEL MEZZANINE	--	--	HVAC-1 MEZZANINE	00	3	40	20
21	20	3	00	HVAC-2 MEZZANINE	--	--	BLEACHER POWER	00	3	60	22
23	40	1	00	BLEACHER POWER RECEPTACLES	--	--	WP RECEPTACLES GYM ENTRANCE & NORTH SIDE	00	1	20	24
25	20	1	00	RECEPTACLES GYM NORTH WALL	--	--		00	1	20	26
27	20	1	00	CARD READER GYM VESTIBULE (VERIFY)	--	--	EXHAUST FAN - KILN ROOM	00	1	20	28
29	40	3	00	POWER METER LOCATED IN GYM STORAGE ROOM	--	--		00	1	20	30
31							<del>FEED TO KILN IN ART ROOM</del>	00	3	60	32
33							<b>NEW</b> MINI-SPLIT FOR B&G CLUB OFFICE				34
35	20	1	00		--	--					36
37	20	1	00	GYM RECEPTACLES EASTSIDE	--	--	GYM RECEPTACLES SOUTHSIDE	00	1	20	38
39	40	2	00		--	--		00	2	40	40
41											42

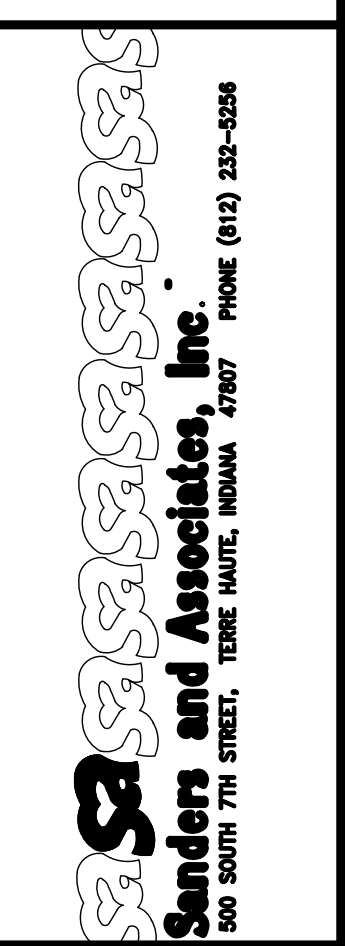
REVISIONS	
NO.	DATE



CERTIFIED BY  
A. JUKES

DRAWN BY  
AJ / DC

CHECKED BY  
DS / AJ



PROJECT  
**TERRE HAUTE BOYS & GIRLS  
CLUB RENOVATION**  
55 SOUTH BROWN AVENUE

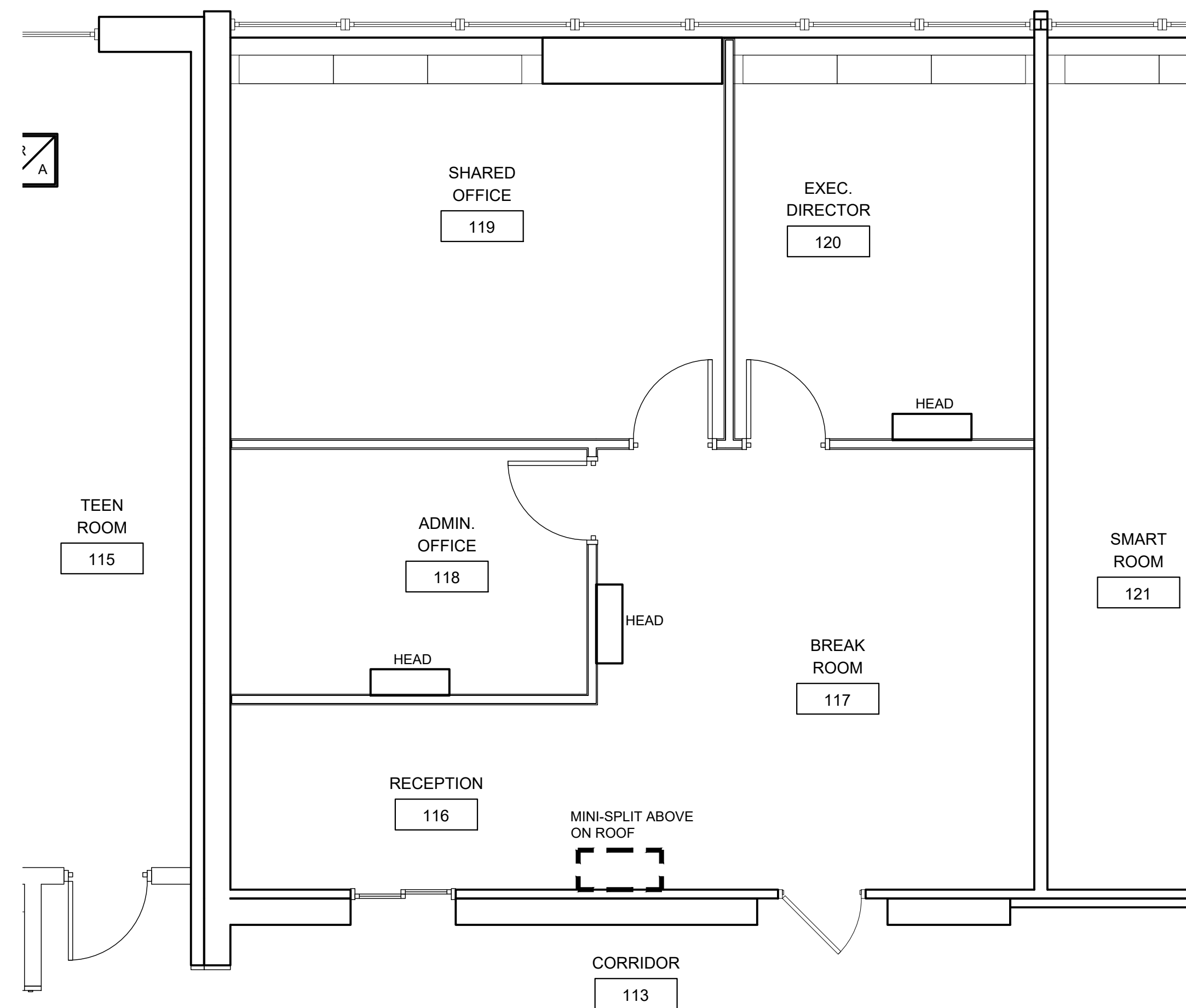
JOB NUMBER  
2303

DATE  
03/25/2024

SCALE  
N.T.S.

SHEET TITLE  
PANEL LAYOUTS

SHEET NUMBER  
**E-3**



MECHANICAL PLAN - NEW OFFICES  
 SCALE: 1/4" = 1'-0"  
 NOTE: POWER AVAILABLE IN PANEL C-2, LOCATED IN GYM

**PART I - GENERAL**

- GENERAL DIAGRAM SHOWN FOR RECOMMENDED ROUTING OF DUCTWORK FOR FORCED AIR HEATING AND COOLING SYSTEM.
- AGENCY STANDARDS:** INCLUDES THE INSTALLATION OF A COMPLETE OPERATING HEATING AND OR AIR CONDITION SYSTEM, AS SHOWN ON PLANS AND SPECIFICATIONS
- ALL MATERIALS, WORKMANSHIP AND INSTALLATION SHALL CONFORM TO ALL LOCAL AND STATE CODES AND FEDERAL O.S.H.A. STANDARDS.
- H.V.A.C. CONTRACTOR WILL FURNISH SHOP DRAWINGS AND MANUFACTURES SPECIFICATION DATA ON ALL EQUIPMENT.
- H.V.A.C. CONTRACTOR WILL PROVIDE HEAT LOSS/ HEAT GAIN CALCULATION TO ARCHITECT.

**PART II - PRODUCTS**

- GRILLES AND REGISTERS**  
 ALL GRILLES AND REGISTERS TO BE TITUS, HART & COOLEY, OR APPROVED EQUAL SIZES SHOWN FOR LAY IN CEILINGS.
- DUCTWORK INSULATION:**  
 PER S.M.A.C.N.A. & U.M.C. 1979 EDITION SPECIFICATION SUPPLY 1" DUCT LINER ON SUPPLY AND RETURN DUCTWORK, WRAP ALL METAL ROUND DUCT WITH 1 1/2" F.G.
- DUCTWORK:**  
 DUCTS TO BE GALVANIZED SHEET METAL, FABRICATE AND INSTALL ACCORDING TO S.M.A.C.N.A. LOW VELOCITY DUCT MANUAL.
- FLEXIBLE DUCT:**  
 OWENS - CORNING, THERMA- FLEX OR EQUAL, 10" MAXIMUM
- MINI-SPLIT**  
 28,600 BTU 19 SEER TRI ZONE HEAT PUMP SYSTEM  
 MITSUBISHI MXZ-3C30NA2/2-MSZ-GL06/MSZ-GL18 OR EQUAL
- EXHAUST FANS:**  
 130 CFM, .3 SONES, ENERGY STAR CERTIFIED  
 BROAN L100E OR EQUAL


**MECH. PLAN NOTES:**

- CONDENSATE DRAINS- INSTALL TRAP AT UNIT-DRAIN TO NEAREST DRAIN.
- FIELD VERIFY ALL DUCT DIMENSIONS AND CONDITIONS AND ADJUST AS NECESSARY.
- INSTALL BALANCE DAMPERS IN ALL SUPPLY AND RETURN RUNOUT TO GRILLES.
- INSTALL TURNING VANES IN ALL 90 ELBOWS IN RECTANGULAR DUCT.
- MOUNT CONDENSING UNITS ON CONCRETE PAD BY G.C.
- REFRIGERATION LINES TO BE PER MANUFACTURER RECOMMENDATIONS.
- INSTALL 1" DUCT LINER ON ALL DUCTS IN UNCONDITIONED AREAS PER S.M.A.C.N.A. RECOMMENDATIONS. INCREASE DUCT SIZES SHOWN TO ALLOW FOR LINER.
- EXHAUST FANS TO BE VENTED TO OUTSIDE WITH WALL CAP, ROOF CAP, OR SOFFIT.
- M.C TO PROVIDE AND INSTALL LOW VOLTAGE THERMOSTAT WIRING WITH PROGRAMABLE THERMOSTAT.
- M.C TO PROVIDE AND INSTALL PRE-CAST CONCRETE PADS FOR THE HEAT PUMP CONDENSERS.

**MECH. ENERGY CODE NOTES:**

- HVAC EQUIPMENT MEETS MIN. EFFICIENCIES.
- PTAC AND PTHP WITH SLEEVES 16 in. BY 42 in. LABELED FOR REPLACEMENT ONLY.
- STAIR AND ELEVATOR SHAFT VENTS HAVE MOTORIZED DAMPERS THAT AUTOMATICALLY CLOSE.
- OUTDOOR AIR AND EXHAUST SYSTEMS HAVE MOTORIZED DAMPERS THAT AUTOMATICALLY SHUT WHEN NOT IN USE AND MEET MAXIMUM LEAKAGE RATES.
- VENTILATION FANS >.75 hp HAVE AUTOMATIC CONTROLS TO SHUT OFF FAN WHEN NOT REQUIRED.
- DEMAND CONTROL VENTILATION PROVIDED FOR SPACES >500 SF AND > 40 PEOPLE/1000 SF OCCUPANT DENSITY AND SERVED BY SYSTEMS WITH AIR SIDE ECONOMIZER, AUTO MODULATING OUTSIDE AIR DAMPER CONTROL, OR DESIGN AIRFLOW > 3,000 cfm.
- INSULATION EXPOSED TO WEATHER PROTECTED FROM DAMAGE. INSULATION OUTSIDE OF THE CONDITIONED SPACE AND ASSOCIATED WITH COOLING SYSTEMS IS VAPOR RETARDANT.
- HVAC DUCTS, PLENUMS, AND PIPING INSULATED.
- DUCTS AND PLENUMS SEALED BASED ON STATIC PRESSURE AND LOCATION.
- DUCTWORK OPERATING > 3 in. WATER COLUMN REQUIRES AIR LEAKAGE TESTING.
- DEHUMIDIFICATION CONTROLS PROVIDED TO PREVENT REHEATING, RECOOLING, MIXING OF HOT AND COLD AIRSTREAMS OR CONCURRENT HEATING AND COOLING OF THE SAME AIRSTREAM.
- HVAC PUMPING SYSTEMS > 10 hp DESIGNED FOR VARIABLE FLUID FLOW.
- EXHAUST AIR ENERGY RECOVERY ON SYSTEMS >= 5,000 cfm AND 70 % OF DESIGN SUPPLY AIR.
- KITCHEN HOODS > 5,000 cfm HAVE MAKE UP AIR >= 50% OF EXHAUST AIR VOLUME.
- FUME HOOD EXHAUST SYSTEMS >= 15,000 cfm HAVE VAV HOOD EXHAUST AND SUPPLY SYSTEMS, DIRECT MAKE-UP AIR OR HEAT RECOVERY.
- UNENCLOSED SPACES THAT ARE HEATED USE ONLY RADIANT HEAT.
- HOT GAS BYPASS LIMITED TO:
  - <= 240 kBtu/h - 50%
  - > 240 kBtu/h - 25%

REVISIONS	
NO.	DATE




Amanda Jukes

CERTIFIED BY  
A. JUKES

DRAWN BY  
AJ / DC

CHECKED BY  
DS / AJ



PROJECT  
**TERRE HAUTE BOYS & GIRLS  
 CLUB RENOVATION  
 55 SOUTH BROWN AVENUE**

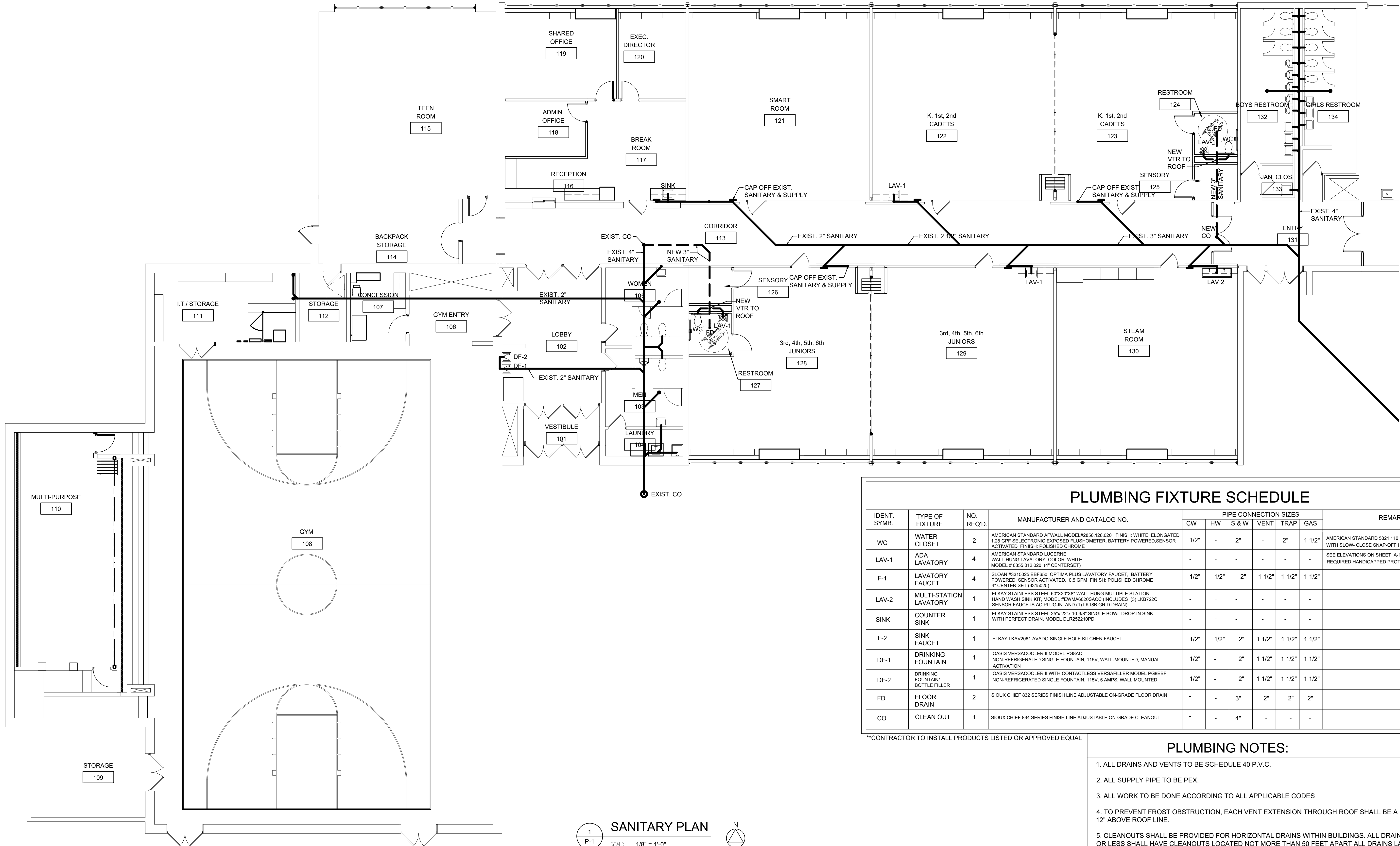
JOB NUMBER  
2303

DATE  
03/25/2024

SCALE  
1/4" = 1'-0"

SHEET TITLE  
MECHANICAL PLAN

SHEET NUMBER  
**M-1**



1 SANITARY PLAN  
 P-1 SCALE: 1/8" = 1'-0"

PLUMBING FIXTURE SCHEDULE

IDENT SYMB.	TYPE OF FIXTURE	NO. REQ'D.	MANUFACTURER AND CATALOG NO.	PIPE CONNECTION SIZES						REMARKS
				CW	HW	S & W	VENT	TRAP	GAS	
WC	WATER CLOSET	2	AMERICAN STANDARD APWALL MODEL#2855 128 020 FINISH: WHITE ELONGATED 1.28 GPF ELECTRONIC EXPOSED FLUSHMETER, BATTERY POWERED, SENSOR ACTIVATED FINISH: POLISHED CHROME	1/2"	-	2"	-	2"	1 1/2"	AMERICAN STANDARD 5321.110 EVERCLEAN TOILET SEAT WITH SLOW-CLOSE SNAP-OFF HINGES
LAV-1	ADA LAVATORY	4	AMERICAN STANDARD LUCERNE WALL HUNG LAVATORY COLOR: WHITE MODEL # 0355.012.020 (4" CENTERSET)	-	-	-	-	-	-	SEE ELEVATIONS ON SHEET A-12 FOR REQUIRED HANDICAPPED PROTECTION
F-1	LAVATORY FAUCET	4	SLOAN #315025 EBF650 OPTIMA PLUS LAVATORY FAUCET, BATTERY POWERED, SENSOR ACTIVATED, 0.5 GPM FINISH: POLISHED CHROME 4" CENTER SET (315025)	1/2"	1/2"	2"	1 1/2"	1 1/2"	1 1/2"	
LAV-2	MULTI-STATION LAVATORY	1	ELKAY STAINLESS STEEL 60"x20"x8" WALL HUNG MULTIPLE STATION HAND WASH SINK KIT, MODEL #EVMAR620SACC (INCLUDES (3) LKB722C SENSOR FAUCETS AS PLUG-IN, AND (1) LK185 GRID DRAIN)	-	-	-	-	-	-	
SINK	COUNTER SINK	1	ELKAY STAINLESS STEEL 25"x 22" 10-3/8" SINGLE BOWL DROP-IN SINK WITH PERFECT DRAIN, MODEL DLR25210PD	-	-	-	-	-	-	
F-2	SINK FAUCET	1	ELKAY LKAV2061 AVADO SINGLE HOLE KITCHEN FAUCET	1/2"	1/2"	2"	1 1/2"	1 1/2"	1 1/2"	
DF-1	DRINKING FOUNTAIN	1	OASIS VERSACOOLER II MODEL PG8AC NON-REFRIGERATED SINGLE FOUNTAIN, 115V, WALL-MOUNTED, MANUAL ACTIVATION	1/2"	-	2"	1 1/2"	1 1/2"	1 1/2"	
DF-2	DRINKING FOUNTAIN/ BOTTLE FILLER	1	OASIS VERSACOOLER II WITH CONTACTLESS VERSAFILLER MODEL PG8BF NON-REFRIGERATED SINGLE FOUNTAIN, 115V, 5 AMPS, WALL MOUNTED	1/2"	-	2"	1 1/2"	1 1/2"	1 1/2"	
FD	FLOOR DRAIN	2	SILOUX CHIEF 832 SERIES FINISH LINE ADJUSTABLE ON-GRADE FLOOR DRAIN	-	-	3"	2"	2"	2"	
CO	CLEAN OUT	1	SILOUX CHIEF 834 SERIES FINISH LINE ADJUSTABLE ON-GRADE CLEANOUT	-	-	4"	-	-	-	

\*\*CONTRACTOR TO INSTALL PRODUCTS LISTED OR APPROVED EQUAL

PLUMBING NOTES:

- ALL DRAINS AND VENTS TO BE SCHEDULE 40 P.V.C.
- ALL SUPPLY PIPE TO BE PEX.
- ALL WORK TO BE DONE ACCORDING TO ALL APPLICABLE CODES
- TO PREVENT FROST OBSTRUCTION, EACH VENT EXTENSION THROUGH ROOF SHALL BE A MIN. OF 3"DIA. AND 12" ABOVE ROOF LINE.
- CLEANOUTS SHALL BE PROVIDED FOR HORIZONTAL DRAINS WITHIN BUILDINGS. ALL DRAINS 4" IN DIAMETER OR LESS SHALL HAVE CLEANOUTS LOCATED NOT MORE THAN 50 FEET APART ALL DRAINS LARGER THAN 4" IN DIAMETER SHALL HAVE CLEANOUTS LOCATED NOT MORE THAN 100' APART.
- ACCESSIBLE CLEANOUTS SHALL BE INSTALLED AT EACH CHANGE OF DIRECTION OF THE BUILDING DRAIN, OR OF HORIZONTAL WASTE OR SOIL LINES, WHICH IS GREATER THAN 45 DEGREES
- A CLEANOUT SHALL BE PROVIDED AT THE BASE OF EACH WASTE OR SOIL STACK.
- THERE SHALL BE A CLEANOUT AT THE JUNCTION OF THE BUILDING DRAIN AND BUILDING SEWER. THIS CLEANOUT SHALL BE EITHER INSIDE OR OUTSIDE THE BUILDING WALL AND SHALL BE BROUGHT UP TO FINISH GRADE OR TO THE BASEMENT FLOOR LEVEL. THE CLEANOUT AT THE JUNCTION OF THE BUILDING DRAIN AND BUILDING SEWER SHALL NOT BE REQUIRED IF THE CLEANOUT ON A 3" OR LARGER DIAMETER VERTICAL STACK IS LOCATED WITHIN 10 FOOT OF THE BUILDING DRAIN AND BUILDING SEWER CONNECTION.
- PLUMBING CONTRACTOR TO FURNISH AT HIS OWN EXPENSE ALL NECESSARY PERMITS AND FEES REQUIRED BY THE LOCAL ORDINANCE AND BY THE STATE OF INDIANA FOR CONSTRUCTION AND INSPECTION OF WORK INSTALLED BY HIM.
- ALL HANDICAP FIXTURES WITH EXPOSED PIPING SHALL HAVE ADA COMPLIANT GUARDS.

GENERAL SANITARY NOTES:

- SANITARY DRAINAGE PIPES SHALL BE SIZED IN ACCORDANCE WITH SECTIONS 709 AND 710, IPC
- WHERE NEW DRAIN LINES ARE REQUIRED IT SHOULD TO BE RUN IN SLAB AND CONNECTED TO EXISTING SANITARY MAIN.
- WHERE OLD SINKS ARE BEING REMOVED AND NEW WALL HUNG LAVATORIES/ SINKS ARE BEING INSTALLED USE EXISTING DRAIN PIPES.
- ALL LOCATIONS WHERE SINKS ARE BEING REMOVED AND NOT REPLACED DRAIN LINES SHOULD BE CAPPED.

SYSTEM SHALL INCLUDE:  
 WATER SUPPLY SYSTEM  
 WASTE & VENTS  
 WATER PIPING  
 PLUMBING FIXTURES

REVISIONS

NO.	DATE

AMANDA JEAN RAYMOND JUKES  
 REGISTERED ARCHITECT  
 No. 12100223  
 STATE OF INDIANA  
*Amanda Jukes*

CERTIFIED BY  
 A. JUKES

DRAWN BY  
 AJ / DC

CHECKED BY  
 DS / AJ

**Sanders and Associates, Inc.**  
 400 SOUTH 77th STREET, TERRE HAUTE, INDIANA 47607 PHONE (812) 232-0505

PROJECT  
**TERRE HAUTE BOYS & GIRLS CLUB RENOVATION**  
**55 SOUTH BROWN AVENUE**

JOB NUMBER  
 2303

DATE  
 03/25/2024


SCALE  
 1/8" = 1'-0"

SHEET TITLE  
**PLUMBING SANITARY FLOOR PLAN & SCHEDULE**

SHEET NUMBER  
**P-1**

COPYRIGHT 2024

REVISIONS	
NO.	DATE



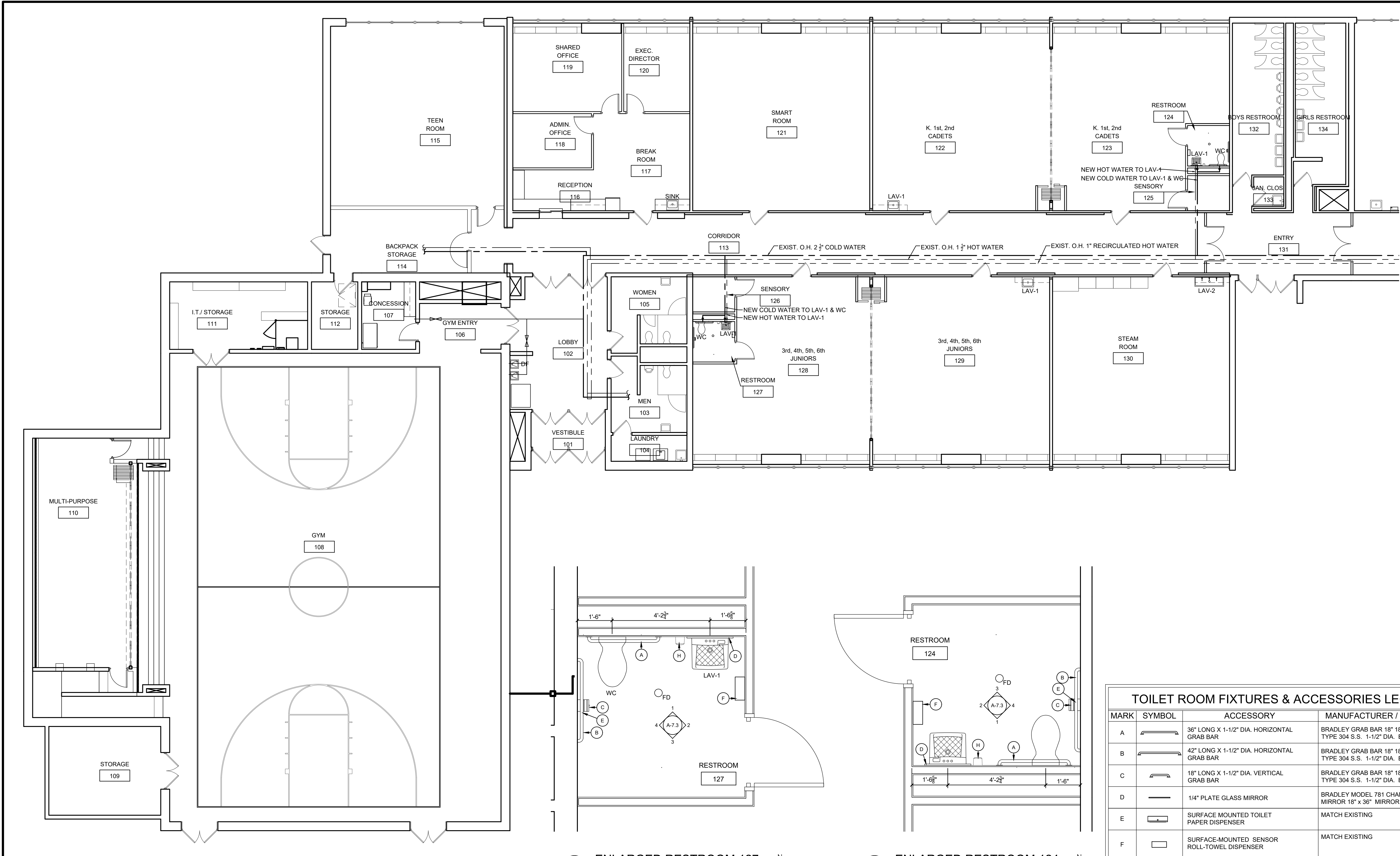
CERTIFIED BY  
A. JUKES  
DRAWN BY  
AJ / DC  
CHECKED BY  
DS / AJ

**Sanders and Associates, Inc.**  
400 SOUTH 77th STREET, TERRE HAUTE, INDIANA 47607 PHONE (812) 232-0506

PROJECT  
**TERRE HAUTE BOYS & GIRLS CLUB RENOVATION**  
55 SOUTH BROWN AVENUE

JOB NUMBER  
2303  
DATE  
03/25/2024  
SCALE  
SEE SHEET  
SHEET TITLE  
PLUMBING DOMESTIC WATER FLOOR PLAN, & ENLARGED RESTROOM PLANS

SHEET NUMBER  
**P-2**



**1 DOMESTIC WATER PLAN**  
SCALE: 1/8" = 1'-0"

**2 ENLARGED RESTROOM 127**  
SCALE: 1/2" = 1'-0"

**3 ENLARGED RESTROOM 124**  
SCALE: 1/2" = 1'-0"

**GENERAL WATER SUPPLY NOTES:**

- WHERE NEW WATER PIPING IS REQUIRED IT SHOULD TO BE RUN OVERHEAD IN CEILING, INSULATED AND CONNECTED TO EXISTING SUPPLY PIPES.
- WHERE OLD SINKS ARE BEING REMOVED AND NEW WALL HUNG LAVATORIES/ SINKS ARE BEING INSTALLED USE EXISTING SUPPLY PIPES.
- ALL LOCATIONS WHERE SINKS ARE BEING REMOVED AND NOT REPLACED SUPPLY LINES SHOULD BE CAPPED.

**TOILET ROOM FIXTURES & ACCESSORIES LEGEND**

MARK	SYMBOL	ACCESSORY	MANUFACTURER / MODEL	NO.
A		36" LONG X 1-1/2" DIA. HORIZONTAL GRAB BAR	BRADLEY GRAB BAR 18" 18-GAUGE TYPE 304 S.S. 1-1/2" DIA. B-6806 X 36	2
B		42" LONG X 1-1/2" DIA. HORIZONTAL GRAB BAR	BRADLEY GRAB BAR 18" 18-GAUGE TYPE 304 S.S. 1-1/2" DIA. B-6806 X 42	2
C		18" LONG X 1-1/2" DIA. VERTICAL GRAB BAR	BRADLEY GRAB BAR 18" 18-GAUGE TYPE 304 S.S. 1-1/2" DIA. B-6806 X 18	2
D		1/4" PLATE GLASS MIRROR	BRADLEY MODEL 781 CHANNEL FRAME MIRROR 18" x 36" MIRROR	2
E		SURFACE MOUNTED TOILET PAPER DISPENSER	MATCH EXISTING	2
F		SURFACE-MOUNTED SENSOR ROLL-TOWEL DISPENSER	MATCH EXISTING	2
H		SURFACE MOUNTED SOAP DISPENSER	MATCH EXISTING	2
O		FLOOR DRAIN	SEE PLUMBING FIXTURE SCHEDULE	2
		WALL HUNG, FLUSH VALVE, WATER CLOSET (MOUNTED AT HDPC HEIGHT)	SEE PLUMBING FIXTURE SCHEDULE	2
		WALL MOUNTED HANDICAP LAV-1ATORY	SEE PLUMBING FIXTURE SCHEDULE	2
		60" CLEAR DIAMETER CIRCLE		

\*\*CONTRACTOR TO INSTALL PRODUCTS LISTED OR APPROVED EQUAL